



KNEWSLETTER IN A KNUTSHELL



- ✓ Smokin' tobacco edition
- ✓ Slicing stogies
- ✓ Prince Albert in the Can
- ✓ Rope cutting
- ✓ Pundit Contest
- ✓ Smokin' Wood
- ✓ Order your club knife

Our *international* membership is happily involved with "Anything that goes 'cut'!"

March 2002

SLICING STOGIES By Clyde Shoe

This is not a good time for cigar smokers. Under siege from all quarters, they must be circumspect where they smoke, the Cuban trade embargo is still on, and their favorite tobacco shop has probably closed. Still, like the Japanese tea ceremony, the ritual goes on.

I acknowledge up front that I have never smoked a cigar-didn't know much about them before researching for this article. But I like cigar cutters, and I had to learn about cigars to understand how cutters relate.



Cigar cutter in figural bulldog
Tommy Clark's collection

The cigar as we know it has existed for over 200 years. There are three parts: a filler consisting of several leaves, a binder to keep the filler together, and finally a wrapper-each made from different parts of the tobacco plant. A head is at one end for cutting, and a foot at the other end for lighting. One fact, astonishing to me, is that a premium wrapper called Connecticut Shade is grown as far north as the Connecticut River Valley. It is not uncommon to find a cigar made of tobacco grown from several different parts of the world, and assembled in still another. Cigars,

whatever their drawbacks, are cosmopolitan.


Aside from wrangles about just how to cut and what to cut with (a bad cut can ruin a good cigar), there are never-ending debates about whether to leave or remove the label, how to light up moist tobacco, is relighting shameful, how long to retain the ash, what part of the cigar adds the most flavor, what to drink while smoking, even how to hold the cigar. And you thought knife collectors were fussy.

OFF WITH ITS HEAD!

If you have seen that old John Wayne movie where he bites the head off his cigar, and with a puh-tooy! rockets it across the barroom floor, you may think cigar cutting is a simple matter. Not so. First, John Wayne had a good-sized schnozzle, interfering with his aim and making the bite at best an approximation. Second, unless he had

teeth like a piranha, he probably smushed the cigar tip. (More about smushing later.) Third, you were spared seeing John Wayne spitting and spewing out tobacco shreds. Not a pretty sight. That scene doubtless ended up on the cutting room floor.

You have probably come across smokers' knives: usually all steel, with one of the tools a rod-like punch made for opening an airway down the cigar's center. Critics contend the punch-drilled tunnel causes the cigar center to burn too hot and too fast. This deprives the smoker full benefit of the varied leaves blended in the body of the cigar. Moreover, through that tunnel flow tars and nicotine, directly down the smoker's little red lane. So while our punch-wielding smoker ingests poisons and tasteless tobacco, and awaits throat cancer, he is consoled that his punch did not waste any tobacco. A smokers' punch collection borders, I don't know, on the macabre.



Cigar cutter in figural pistol
Tommy Clark's collection

STRAIGHT EDGE CUTS

The object of the cut is to make an exposed surface of cleanly cut filler leaves, allowing equal draw from core to rim. Practiced smokers avoid big cuts that remove the entire cap, because that wastes tobacco, makes the cigar burn too fast, and can unravel the wrapper. Regular knife blades can be used, but a solid cutting surface is needed, along with a keen edge and steady eyes and hands. Not the same as eye surgery, but close.

Scissors are used, but not the scissors in your kitchen drawer or sewing basket. Cigar scissors have short, stout blades with a deep notch in one blade so the cigar won't slide around. Most smokers think quality scissors do a pretty good job. Opposing blades make the difference.

Pictured is a W. H. Morley & Sons champagne knife, ca 1913-1927. Patterns identical to this Morley were made for a long time, at least back to the 1860s. It is a sturdy knife, with a solid core corkscrew and an old-fashioned hawkbill champagne wire cutter. With



W.H. Morley & Sons
Champagne knife 3-1/4" closed

Continued on page 4

Prince Albert in the Can

by dennis ellingsen

When I was a kid, back in the days where a high tech phone was a rotary dial, we would call the local apothecary store and ask if they had Prince Albert in the can. When they answered yes, we quickly yelled, "Well, let him out before he suffocates." It was a childish prank, but so much fun.

I suspect I didn't even know what Prince Albert was at the time, but it was a fun game. And for those who do not know...



Prince Albert is a crimp cut pipe & cigarette tobacco that could be purchased in bulk. The cans were brilliant red in color, and I guess the gentleman pictured on the front of the can was Prince Albert. This product was made by the R.J. Reynolds Tobacco Company out of Winston Salem, N.C.; and the product was first introduced in 1906. Many style tins and cans evolved through the years, and there are many nostalgic memories associated with these tins.

Recently I became interested in Prince Albert, but certainly not for the product. After all these years I have become

terribly allergic to tobacco smoke. My interest in the Prince was triggered by good ole ebay. While touring this vast empire of "got it all", I stumbled onto a knife that caused me to think about Prince Albert. It was an Ulster utility knife. The seller said that it was a knife that was offered as a special offer through Prince Albert Tobacco.

As is the case with ebay, I paid too much for the knife; and the mystery of the knife was on. The curious part of the knife was that it was an Ulster "Old Timer" knife. When I stopped to think about it, I always recalled that the name "Old Timer" was associated with Schrade. And it is still today. Even though Ulster and Schrade are under the same ownership, there are still names that are synonymous with certain factories. Schrade is "Old Timer."

The next step was to find out about this special knife offer. So back to ebay I went to look for a Prince Albert Tobacco can, and there were a bunch of them. I was looking for the one which had the knife offer on it. I went on a Prince Albert tin buying spree. Collecting Prince Albert cans wasn't on my list of collecting trips so once I found my target I stopped. The important tins were the ones that advertised the

knife offer on the outside with the real treasure, the coupon wrapper paper, still in the can. This was the key to get these knives. All it took was five wrappers and \$2.00, and you could get your choice of one of three "Old Timer" knives by Ulster. I should have been so lucky at this point in time. I guess my luck was at least finding

them on ebay.

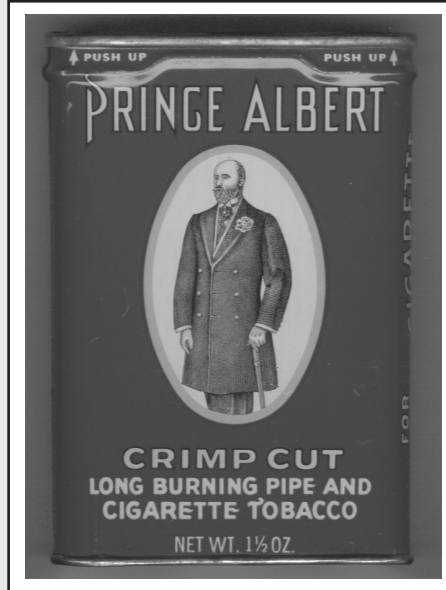
There were three knives offered on this special offer. It started with a two blade barlow pattern (10 OT), a three blade whittler pattern (58 OT) and a four blade utility knife (50 OT). This was a 2,3,4 blade offering. Well, after many months I captured a set of three Ulster Old Timer

knives to complete my mini collection. The next question was the time period that this offer was valid. My first attempt at dating was based on the clues of the material at hand. The Prince Albert tins I have that offer the knives all have a zip code on them. (Did you know that ZIP stands for Zoning Improvement Plan?) This numbering system was implemented in 1962.

The next search was to contact Debbie

Chase at Schrade and see if she had any idea about these knives. She found that the 10 OT was made between 1964 and 1967. The 50 OT and the 58 OT were made from 1961 to 1966. By a little deduction we can say that this knife offer by Prince Albert was between 1964 and 1966.

All in all it was a fun project. I think anyone can get a collection like this with a few bucks, a computer that gets going with ebay and some spare moments for the treasure hunt.



OKCA Knews and Musings

ibdennis

This Issue

The articles in this issue are centered around smoking. It all started with **Clyde Shoe** and his cigar cutting article. I was doing an article at the same time about Prince Albert so it seemed to be a good idea to incorporate the articles into an issue that was a "great smoke out" event. **Bernard Levine** threw in some cutlery catalog drawings along with **Tommy Clark**. In addition when I asked **Jim Taylor**, he too contributed to this "smoking" issue with yet another aspect of the tobacco industry. Snuff and the knife. And then on a long shot I asked **Larry Davis** if he could contribute to this topic and lo and behold he did. Now for the interesting part... I do not think any of the contributors use tobacco. Oh, well.

Table Holders article

If you are going to attend the April Show, you might pay attention to the article dealing with table holders. There are some interesting aspects to the Show that we want to call everyone's attention to. Most important is the issue about pole signs. With the Show getting bigger, everyone wants to call attention to their location. It has taken on the looks of a "tent city". Therefore nothing will be allowed that soars into the sky and is used to call attention to a location. We have for years had a table holders directory, and we have row markers at the end of all rows. That should serve the purpose.

Dis & Dat About de Show

Friday is a members only day. Membership cards and or Show badges must be displayed upon your torso. Membership hangers or clips were given to you free the first time you joined our organization. First one is free to new members and the ones that were eaten by a Saint Bernard are gonna cost ya. We do not mail the card clip hangers since they are a bit bulky. They are located at the Club table. Just be sure to wear our organization identification where they can be seen, as we will bug the heck out of you if you don't. We want to make sure that we know who is in the room this day.

Knife makers make sure you submit your knives on Friday for the handmade knife competition. You can also sign up on Friday for the knife grinding demonstration to be held on Saturday. There are a limited number of blank blades for grinding, so

make sure you get on the list early. Today is not too early.

The Club knife: Drawing for serial numbers will take place on Friday. Have you ordered yours yet? Help support your organization by investing in this club knife. We got the price down for this one of a kind knife. And don't forget that Ron Lake is making two of these knives a special project for our organization. These will have solid gold escutcheons. For now, we are planning on having these in the silent auction.

The Silent Auction has been a real boon to the OKCA. Many have donated super special knives to this auction. The auction takes place on Saturday only. The knives are in a display case at the Club table and bidding is by paper. The auction will close whenever so there will be no sniping. I heard someone almost cry when they found out what they had missed out even seeing last year's auction.

The opening ceremony is on schedule even though there was a slight concern about it happening. Who would of thought there would be so much trouble about getting a live animal permit. Some of the knife makers are real gorillas it seems. Anyway the opening ceremony will start on 8:30 Saturday morning. It is for table holders and members only. The Show opens at 9 for the public. For a huge donation I might whisper what it is about, if you can't wait.

J. D. Smith will be the guest speaker at the Saturday Nite Social. We need to know the head count well ahead as the food will be ordered for that number. We buffer a few more for the late planners but not to count on it. The dinner will be held in a new room that should work well for us.

Rope cutting: The rules are on the web site if you are planning to participate in this event. And in this Knewsletter


Gun & Knife Show is right here in Eugene

The Willamette Valley Arms Show is March 16 - 17, 2002. Your OKCA membership card will get you into the Show. Help support this great show if you are in the neighborhood.

Donations are what make us Special

Donations of knives and knife related "stuff" is what has set our Show apart from any in the world. It is the draw that makes our attendance so great, and it is the open heart

that makes the attitude of our Show the best of all. We are even now getting an outpouring of donations and encourage you to help us to make this the biggest "giving" year ever. Recently we received some awesome knives from Spyderco. They have also contributed to our table holder give away items. (Not here yet so I dunno what. Always special though.)



The folks associated with Talonite have also donated a special knife. It is being donated by **Alpha Knife Supply, Simonich Knives and Carbide Processors.**

John Yashinski donated a very special Indian style red, white and blue knife sheath. It is quite handsome. **Bob Patrick** threw some special throwing knives our way and they certainly hit the

target. We also received two beautiful knives from **Michael Fong**. Thank you, one and all, for making this Show the best ever.

We have a Web Page...

www.oregonknifeclub.org

Check it out for anything and everything to do with the Oregon Knife Collectors Association. If it ain't there it ain't worth knowing about.

Places to Stay and How to Get Here...

Judy Bailor of Travel Team is our official travel consultant for travel to Eugene. She has been doing this for mega many years. Contact her at (541)344-6202 or (800) 950-5839.

Valley River Inn - (800) 543-8266 - (541) 687-0123 - Special rates - An OKCA recommendation

The Campbell House - (800) 264-2519 - (541) 343-1119 - Elegance in the Old tradition

Courtyard by Marriott - (800) 331-3131 - (541) 726-2121 - Special rates if OKCA is mentioned

Residence Inn by Marriott - (800) 331-3131 - (541) 342-7171 - For stays longer than the Show.

Quality Inn - (800) 228-5151 (541) 342-1243 - By the University - Special OKCA rates

Mentioning the OKCA will get you special rates at all the above.

ibdennis@earthlink.net

ibdennis@oregonknifeclub.org

www.oregonknifeclub.org

The Seek-re-tary Report

by elayne

The February meeting was held at The Mission Restaurant, Eugene, Oregon February 14, 2002. We had 25 in attendance (thank you, **Kim Morgan**).

Security for the April Show is on schedule per **Michael Kyle**. We will have many of the same faces that have been at our previous Shows. All know first aid and CPR.

Wayne Morrison says no problems with the display award knives. They are making their rounds from the handles, to scrim, to engraving.

Larry Criteser says the blanks are ready for the grinding competition.

Ron Lake has been in contact with Schrade re the Lake-Walker. Ron will donate the silver escutcheons (100) and will also donate 2 gold escutcheons. This should help to make this Club knife a very special offering. We have a sample of the knife which is similar to the one which will be offered.

We have sold all of the tables for 2002. We have a waiting list of 14. The demonstrations have been scheduled, but will have a different look this coming year. The format will be like a three ring circus, several at the same time.

The banquet will be in the center atrium area, a larger area than we have had available in the past. **J. D. Smith** will be the guest speaker for 2002 banquet. **Paul Basch** will be the guest speaker for 2003 banquet. (It is very reassuring to have a 2003 guest speaker. It is probably one of the most difficult of all the projects we face for the Annual Show. Thank you, Paul, for helping us to plan ahead.)

The meeting was adjourned for show and tell.

See you at the meeting March 14 at the Mission Restaurant, Eugene, Oregon.



Slicing Stogies *Continued from page 1*

this Morley the cigar tip is inserted in the hole in the frame, then the main blade is pressed down to cut off the tip. The blade springs back when released. If you are not acquainted with cigar cutting you might think that the small frame hole is only for very slim cigars. The hole is sized just for the tapered tip of the cigar, so that usually only an eighth or fourth of an inch is removed, sometimes less. We are talking elegant surgery here, not butcher shop chopping.

A straight edge blade cut sometimes has the annoying habit of smushing the cigar head. That is what I think John Wayne did when he bit off his cigar tip. Smushing is the technical term for mashing one side of the cigar cut. A smush shuts off the draw. Then you have an object that behaves more like a plug of tobacco than a cigar. Sharpen the blade and have another go. Try not to cut up the whole cigar.

Single and double guillotine-type cutters are popular, but only the double blade is favored by cigar aficionados. The double cut proceeds from both sides simultaneously-no torn wrappers and no smushing. Those thin double blade cutters are fine for their purpose, but they don't do any more for me, as a collector, than a pack of razor blades. If cigar cutters aren't also antique knives, I don't collect them.

V-CUTTERS

Whenever I think of a watch fob, I see in my mind's eye a buttoned vest covering a round banker's belly. I suppose there were slim fob wearers, but it takes a good-sized stomach for proper fob display. Watch fobs are long out of fashion, but big bellies seem to hang in there.


Nineteenth century German cutlers were ingenuous designers. The pictured H. Boker's Improved Cutlery fob is an example of this ingenuity. It has the famous tree symbol, but no country of origin, thus dating it to 1869-1890.

The closed Boker is two inches long counting the ring. The ring isn't just for attaching the fob to a watch chain. The ring is an integral extension of the back spring, with enough spring to securely latch the cutter shut. Finger pressure on the ring snaps open the cutter, which is then ready to be pushed closed, cutting the cigar tip. The fob locks when pressed closed. This cutter makes a v-shaped wedge in the cigar head, a cut that exposes lots of surface area and makes for an easy draw.

But keeping an easy draw is not easy for those who chew their stogies. Chomping the v-cut closes off the draw. That's only okay for stogie chewers who don't actually smoke. (They were probably weaned too early. We once had a cat who sucked on a wool sweater because he was weaned too early. Stogie chewers ought to switch to sweaters. Sweaters smell better than cigars.)

Cigar smokers have all kinds of rules. Take lighting up. Don't use sulfur matches or candles or fluid gas. They pollute the cigar. (Is that an oxymoron? Can the polluter be polluted?) What the purist cigar smoker recommends is to first light a strip of cedar, called a spill, then use the spill to light the cigar. I am not making this up. It really happens.

Back to cutters. When the Boker fob is opened the shank of the cutter is exposed, showing that it is also a knife blade. The cutter isn't something added to the end of the blade but is an integral part of the blade. The final integral feature is the one-piece bolster/liner. The entire frame consists of just two intricately shaped pieces of nickel silver. The colorful pearl handles are perfect-no cracks, no chips. The blade is



Boker closed for demure dangling.



Boker a jar ready for cutting.

Continued on page 6

Guidelines and Rules for the Cutting Competition

This event will be held Sunday April 21, 2002 at 12:15.

Open to all table-holders. One knife per entry. No sharpening permitted after competition starts. No stropping, stoning or in any way will you be able to touch up the cutting edge.

Blade size can be a maximum of 10 inches in length, and a maximum of 2" in width. Overall length shall not exceed 15-1/2". The blade will be measured from the guard or handle centerline to the tip of the blade. Maximum handle length 5-1/2". A real handle is required. No tape, rubber hose etc. will be allowed. Nothing fancy here necessary, could be cheap ugly wood; but it must be securely affixed, and preferably have at least one pin through the tang. A secure thong hole through the handle will be required, with a wrist thong, of at least parachute cord. No leather thongs. Include a spring toggle, or other thong keeper, to keep it attached to your wrist.



Forged, stock removal, or factory blades can be tested. Come one, come all. A trophy/plaque will be awarded to the winner.


The contest will have two parts:

1) The paper cut. (Ouch! I hate those) A strip of college rules notebook paper two spaces wide X 4" long will be suspended by a paper clip, hanging from two strings to stabilize it. The paper must be cut cleanly without pulling it out of the paperclip. If torn, it doesn't count. Three tries will be allowed. Those who succeed will go on to the rope cut.

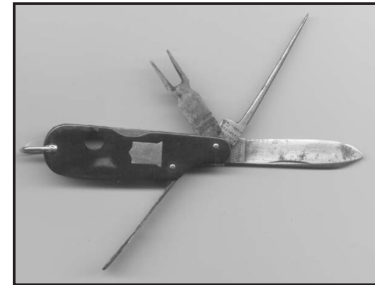
2) Free hanging rope. The cutting will start with three ropes. Each contestant gets one try; complete cuts only will count. The rope will be secured with duct tape every 8". Any cuts above the second tape from the end will be cause for elimination. The person cutting the most ropes wins the competition.

Sign up will be at the Show and is required. There will be a \$10.00 fee to help cover the cost of the rope. The judges decisions will be final.

In keeping with the "smoking" theme, JIM TAYLOR sent us a couple of photographs that are pertinent.



#1. Depicts two very decorative "BOX KNIVES" that are taken from a Sheffield City Museum, Information Sheet of 1976, entitled, "PEN KNIVES" by Molly Pearce. The text regarding these knives states "An unusual combination is that of a pen knife and small box, usually covered in tortoiseshell or ivory. These boxes may be for snuff (considered tobacco).....Rodgers was advertising snuff box knives in 1828."




#2. Is an actual knife circa 1830 or so, made by Mappin Brothers of Sheffield. Clearly a smoker's knife with tortoiseshell handles. The implements are: Spearpoint master, cigar pricker/pipe stem reamer, two-tined cigar fork (used to hold the cigar to the mouth when it was too short for the fingers). The hole in the handle is used as a cigar cutter. Underneath lives a vesta (match) box this is fitted with a striking plate. The shield is sterling silver. When this knife was made, nickel silver hadn't been invented yet!

Oregon Knife Collectors 2002 Club Knife

This year we are offering a Schrade - Lake - Walker collaboration knife for the members of the OKCA. This knife will have a special Zylite handle with a non serrated blade. The 100 knives will be serial numbered, etched with the Oregon Knife Collectors markings, have a silver escutcheon in the handle, a straight edge 2-7/8" blade and marked limited edition. The SLW knife is an ideal pocket knife which features safety designs unlike any other. The special price of this knife is \$42.00 each.

Name _____
Address _____
City _____ State _____ Zip _____

Quantity _____ Amount enclosed _____



Please add \$8 for shipping if you are unable to pick up at the Show on April 20, 2002.

Slicing Stogies *Continued from page 4*

tight and snaps open and shut, just as it was made to do long ago. Altogether, a cool tool.

When I acquired this Boker it wouldn't lock closed. The seller didn't even know it should. I knew it should because it didn't look proper hanging ajar. I examined the slot in the frame and saw that it was half full of material

the color and consistency of adobe brick. Of course!

This was the densely packed debris of countless ancient cigar clippings. I felt like a geologist excavating

sedimentary rock. Once excavated the spring lock was free to work like new, for the first time in maybe a hundred years. Do you ever wish you could see the past owners of an old, old knife? Silly question. All collectors wish that.

Other examples of cigar cutters can be found deeply buried in eBay.com, the on-line auction house. Go to collectibles, then advertising, then tobacciana, then cigar, then cutters, scissors. Some others have actually found their way there, too.

Where is my cutter? Oh, well. Puh-tooeey! Spit, spew. Real men don't need cutters.

Reference: Shanken's Cigar Handbook, by Marvin Shanken



Cigar cutter in figural playing card Tommy Clark's collection

"Briar...One Smokin' handle wood!!" By Larry Davis

When I get stumped to fill a unique wood knife handle request, it's usually Briar burl. Not because we don't have Briar in the shop, but because a high quality "perfect" piece suitable for this purpose is so rare. The super tight "eyes" and fine reddish colorings make it awesome for handles and scales. Briar is unpredictable with cracks, soft spots and awkward grain. The risk of cutting a large piece of Briar handle size is too great when a smaller block can be cut for a pipe bowl blank.

Briar burl, the "holy Grail" of smoking pipe wood gets its name from the French word "bruyere" which means heath root. Heath (Erica arborea) grows all around the Mediterranean at elevations of 500 to 1000 meters. The best burls are found on remote rocky slopes. On fertile soil, it does not survive long in competition with other vegetation and is used for firewood if readily accessible. The heath survives on rocky slopes because the shallow soil does not allow tap roots to form; and the heath survives by forming a ball, or burl, between the roots and trunk. This ball-shaped mass sends out a root system which anchors it and feed water and nutrients. Another marvelous example of Mother Nature's survival and adaptation process.

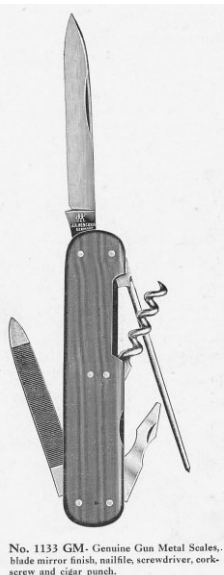

Arid conditions and infertile soil create very slow growth of the Briar burl, and it takes 30 years to produce a burl weighing 5-10 pounds---large enough for perhaps a half-dozen pipes. "Back in the day", a century ago, burls of 2-3 feet in diameter and 350 years old were not uncommon.



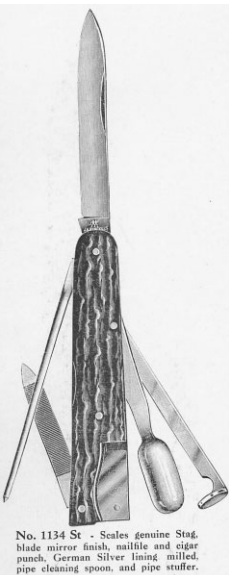
So what makes Briar so valuable as a pipe wood? First, it's tough enough to withstand temps of 700 + degrees F from the heat of burning tobacco. The best burl in this regard is one that has died, and the burl has aged for years in the ground. This is called "dead-root" and is highly prized. Second, the grain structure allows it to absorb moisture contained in the tobacco and vaporized during combustion but that starts condensing as soon as it's drawn away from the combustion zone into cooler areas of tobacco, the stem and the mouthpiece. Third, wood must not impart a bad taste to the smoke. Briar is one of the best woods in this regard; but saps, resins, tannin and other extractives of the wood must be removed or neutralized to make a pipe truly fit to smoke. After the burl is dug up, it may be stored under moist earth or straw for a few months before being cut into ebauchon, or blocks. The ebauchon are then boiled in water for 12 to 24 hours, dried for a few months, and then aged for a few years before they are fit for pipes.

So to smoke it? or sheath it?...you decide.

Cut-toon



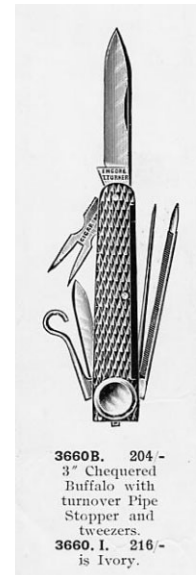
No. 1133 GM. Genuine Gun Metal Scales, blade mirror finish, nailfile, screwdriver, corkscrew and cigar punch.



No. 1134 St - Scales genuine Stag, blade mirror finish, nailfile and cigar punch, German Silver lining milled, pipe cleaning spoon, and pipe stuffer.



3795. 378 - 3 1/2" Pearl, with fluted and gilt spring between picker and manicure blade. 3794. 345 - is Ivory.



3660B. 204 - 3" Checkered Buffalo with turnover Pipe Stopper and tweezers. 3660. I. 216 - is Ivory.



The email correspondence that follows was between B.K. Brooks from Chico, CA, and yours truly, ibdennis. It started out innocently enough but escalated to what I call the grand pundit or wordsmithing at its worst. It was our thought to share this with the readership and have a contest. Within the next 30 days submit the word count that deals with cutlery, in any of its forms, that is in the article that follows. Submission must be written and sent via snail mail or email. Just the number is important not what they are. Duplicates do not count. B.K. holds the "correct to us" answer, and it is this number that will determine the winner. One guess per person; there will be an award; multiple winners will be decided by a hat draw. No groaning by contestants, now take your mark.

Dear Dennis,

I am a new member and I demand, grumble, threaten, request immediate response as to needing a membership card for my wife and oh by the way, Have a Knife day.... B K Brooks

Mr. Brooks

Have a knife day you say... I get the point and did not take it as a cutting remark. It did put me on edge but I can handle it because I know how sharp you are. Tangs for emailing us. ibdennis

Dear IB Dennis

Sorry I did not mean to Kwik Cut your precise efforts but in all Kan-der, in your Case, just to Make a Quick Point, one like you who being truly a slice of life, a leader, such a Keen Kutter, I state let us no longer mince words any further, but let me help you to bolster your efforts to scale attendance records to a new high by adding my wife to the swell center of the old timer club rank and file, yeah punch the lining to spring past the prior membership benchmark like a trusty bulldog herding cattle through blades of grass, so acting in congress, in order to assure your club stature in a presto, no longer a peanut but your name a Fairmont which comes to the membership's lips in a pronto, like a shur_snap from Providence, to remember that your efforts in a clear cut manner brought a united cutlery club together not just to pal around, be cooperative or raise kane, whether be it with camp buddy, Kamp King, hunter or Kinfolks but in order to hammer out and hatch an Imperial plan, an ideal that all knife crafters will hold as a keystone to shield them from law brothers at times so unfair to one's liberty like a chance game of Mumbley peg or other Novelty, in order to create a true New Haven in this Challenge of a New Century which we are Everkeen to see through in this complex Frontier like a Fight' n Rooster or Young Lion Guided Only by a Star, the well honed Westmoreland called ibdennis.

Sta-sharp

B.K. Brooks

MR Brooks

I would like to use the above in our Knewsletter as this indeed is a cut above. ibdennis

Mr. dennis

My ode to your executive talents I cut from my side and give all quantum rights to you the inspiration.

B K Brooks

My gracious I hope it didn't hurt. I might dice it up a bit if you don't mind but it is pretty sharp the way it stands now. ibdennis

You may Quick-Cut this Monumental tome where you see fit as I am no Ivy tower Jackmaster but I am just some Hay Market Sharpkutter.

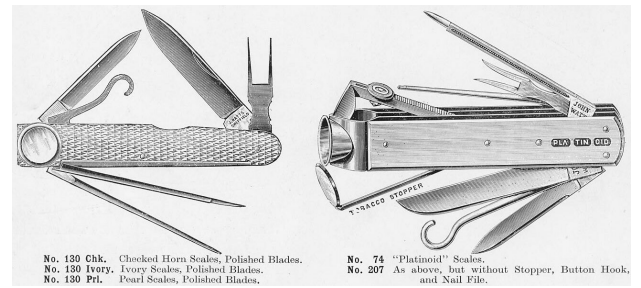
B K Brooks aka flicker4me2

PS Never ask a man from Providence to show you his Jack-O-Matic for to do so one may Slash off more than the Golden Rule allows and that hurts!

Dear ibdennis,

Please Endmon from further E. Kat-Zinger with Grand Leader Brooks for his Ever_Sharp mind has thrown a Emrod and he has come down with Gebruder Krusius and has lost his Giant Grip on reality.

Graef & Schmidt Solicitors



No. 130 Chk. Checked Horn Scales, Polished Blades.
No. 130 Ivory. Ivory Scales, Polished Blades.
No. 130 Ptl. Pearl Scales, Polished Blades.

No. 74 "Platinoid" Scales.
No. 207 As above, but without Stopper, Button Hook, and Nail File.

Knife Photography at the 2002 OKCA Show by BLADEGALLERY.COM

knife by
Rick Dunkerley, M.S.



4338 Evanston Ave N.
Seattle, WA 98103
(206) 527-0315
www.bladegallery.com/photography

OKCA Club Whot-zits & Whos Zits

Darold (Ole) Olson

President (541) 726-7503

Loy Moss

Vice President (541) 747-7600

Elayne Ellingsen

Sec/Tres. (541) 484-5564

Michael Kyle

Master at Arms (541) 998-5729

Dennis Ellingsen

Show Coordinator (541) 484-5564

Knewsletter by elayne & dennis

Cut-toons by Judy & Lonnie Williams

Web page <http://www.oregonknifeclub.org/>

Club e-mail okca@oregonknifeclub.org

OKCA, PO BOX 2091, EUGENE, OR 97402
(541) 484-5564

Copyright © 2002 Oregon Knife Collectors Association. No part of this newsletter may be reproduced without permission of the OKCA. Email info@oregonknifeclub.org. Layout and printing by Insta-Print - 1208 W. 6th - Eugene, OR 97402

Table holders Information

There are several issues and forgotten things about the Oregon Show in April that need bringing up. Each table holder will be given a table holder name badge that indicates that they are a table holder at the Show. One extra badge is allowed for an associate. Membership cards are just that. If you are a current member, then you should have a plastic laminated card. It is wallet and purse friendly in size. The Show name badges can be found inside your Show packet that you need to pick up when you arrive at the Show. Hangers for your membership cards are free to new members and a buck to those that lost theirs from last year.



displays that are against the walls where signs above are for the purpose of display not advertising.

In the Aisles: Aisles are for walking and not as an extension of table real estate. I recently was at a gun show where the table holders had extended their table several feet into the aisle for their wares. I have not seen this phenomena at our Show nor do I want to. The fire Marshall would go nuts. This also applies to swords and items that project

On Friday which is a members only day, everyone, without exception, must have either a Show badge or a membership card prominently displayed. There are no exceptions to this rule. Those that choose to get their memberships renewed at the Show must wait until after 2 pm on Friday to do that. All others can gain entry at 10 am on Friday but not a minute before. Entry to the Show is either through the front doors or through the loading doors in the rear of the building. There will be no parking in the loading area in the rear, as a courtesy to those that are in line to unload.

Rules: I hate the issuing rules, but unfortunately some need to be. The previous rule was we would be self monitored with the exception of the biggest of all rules: There will be no leaving earlier than the show hours indicate. This includes covering tables during the public display hours. Simply put: you must be open at your table from 9 am until 6 pm on Saturday and 9 am until 3 pm on Sunday. There are no exceptions, other than a written note from a hospital that has admitted you.

Other rules are:

Sprays: NO NO. Use of sprays tend to make the floors slippery. Silicone spray is the worst and cannot be cleaned up. The floor becomes ice skating slick from just a little spray.

Animals must be under control. Please watch for leashes which could become trip wires. Please monitor this as I do not want to see any restrictions to be forced on our Show. (Dear Elayne would have my hide if I were to do anything to restrict animal (four legged) presence at the Show; so help me out.)

Pole signs: It has in recent years become a pole sign circus at our Show. Therefore any sign or attention getting device that looms over our heads will not be allowed. In other words if it can be seen from the front of the Show then it is not acceptable. This translates to any sign or device that is used or designed to be a beacon or marker is not allowed. The exception will be the

Electricity: There is no electricity available to the main body of the Show. Every year it seems I find an attempt to port electricity with duct tape to a table. I can usually spot the culprit by following the tape so beware how easy it is to find you if you attempt to do this. Video devices can be used and I try not to regulate; but when they become a sound issue, I will become involved.

The word on rules is self monitoring and good sense. This applies to automatics and knives that are potentially hazardous due to the nature of the way they open. Last year a knife with a button was left unattended; a person picked up the knife, pushed the button to find the blade imbedded in the palm of his hand. Make sure knives that are unfamiliar are under cover or under your immediate supervision.

Security: We have security at our Show mainly for traffic control and for health issues. Security for your table wares is the table holder's responsibility. Don't leave your tables unattended. Be aware of your table. The type of merchandise we have at our Show is an attraction for those that have self interest. You have only yourself to blame if you allow yourself to become a victim.

We have attempted to give you, the Show goer, information so the Show is a self explanatory event. Hours for the Show are posted on a sheet in your table holder's Show packet and on the reverse of your Show badge. The Show packet is a cornucopia of information. Don't just dig in for the candy and discard this packet. It only takes a minute to digest that which is designed to make your Show a memorable event.

Above all wear a happy face. Happy faces are an infection that makes our Show a success. One grump is like the rotten apple in the barrel. Our Show don't got no use for rotten apples. We preach friendly to the people that work the Show for you. Friendly makes for happiness and friendly makes for a great Show. And the Oregon Knife Show is a great Show.

Don't forget the sweets and treats that are at the Show table. Good attitude adjustment medicine.



OREGON KNIFE COLLECTORS ASSOCIATION

BOX 2091 • EUGENE, OR 97402

MEMBERSHIP APPLICATION

Name(s) _____

Mailing Address _____

City _____ State _____ Zip _____

Phone: Eve (_____) _____ Day (_____) _____ Date _____

Collector Knifemaker Dealer Mfr./Distrib. Other _____

OKCA membership includes newsletter, dinner/swap meetings, free admission to OKCA shows,

free OKCA Winter show tables, right to buy OKCA club knife.

___ Start/ ___ Renew my/our OKCA membership (\$20 individual/\$23 family) \$ _____





OKCA Free Classified Ads

Free classified ads will run up to three issues and then be dropped. Available only to paid members. Write your ad on anything you have handy (except hardened vapor modules) and mail to the **OKCA, PO Box 2091, Eugene OR 97402**. The number and size of ads submitted by a single member will be accepted or excepted dependent on available space and the mood of the editors.

Knife Photography by BladeGallery.com - Available at 2002 OKCA show and by mail. Excellent publication record in both national and international press. Photo package, including prints and magazine submissions, \$85 plus shipping. Photographic business cards and holiday cards available. Visit us at <http://BladeGallery.com/photography> for pricing or contact us by phone at (206) 527-0315.

For Sale - Pierce-Arrow throwing knives - 1 for \$60.00, 3 for \$160.00 or 5 for \$250.00. Made from 5160 high carbon spring steel. Measure 13"x1-5/8"x1/4" and weigh 13oz. 1 oz per inch. Cloth carrying pouch \$10.00. S/H \$6.00 for one and \$3.00 for each additional. Order a set before the April Show and I will deliver to the Show free of charge and include a free pouch as a Show special. Bob Patrick 816 Pearce Portal Dr Blaine WA 98230 (604)538-6214 or bob@knivesonnet.com M

For Sale-Miniature knife collection, all or part. Will be available at the April Eugene Show table H13. For details call Mike Allen (903)489-1026 or email whiskersknives@aol.com M

Wanted ---1st through 4th edition knives in the Blue Grass Series. Mike Tyler. mt Tyler@webtx.net or (541) 336 2107 M

For Sale - Collector grade knives - Queen, Schatts-Morgan, KaBar, Robeson, Remington, Case. We stock Knifepaks, rolls and S & S Knife storage boxes. Send \$2.00 for out catalog. S & S Cutlers P O Box 501D Lomita CA 90717-0501 or www.snsandsonscutlers.com F

For Sale - Indian stag slabs, rounds and crowns. www.knivesby.com/stag.html or www.GrayKnives.com - Grayknives 686 Main Road Brownville Maine 04414 (207)965-2191 F

For Sale - 50 year collection of Case knives. Tested thru 10 dot. Mostly all mint. Toenails,

doctors, melon testers, stag museum set, many others, plus old boxes, display, etc. Frank Miller (541)822-3458. Leave message or email fshnfrank@aol.com J

Help Wanted - knife makers wanted to do assembly of finish work. Piecework in your shop. Full or part time. Wilderness Forge (541) 548-7465 D

Sheathmaker: 30 Years Experience. One of a kind or 1,000 just a like. Just rugged, good-lookin' knife leather. Call Murph at (541)726-7779 or email to darkhorse3@mindspring.com D

Wanted - A knife that advertises Raleigh bicycles. ibdennis.

Wanted - M..W. Sequine knives, Juneau, Alaska maker. Will consider most any condition. Contact Jack (805) 489-8702 or email jh5jh@aol.com D

Seminar with ABS Master Smith, J D Smith, multiple billet Damascus construction. April 22-24 9:30-4:30 daily, Eugene, Oregon. \$135 per pupil. Contact jdsmith02115@yahoo.com or Hammersmith 516 E 2 St #38 Boston MA 02127

Workshop with ABS Master Smith, Wayne Goddard, finishing a knife. May 10-12 Ridgefield WA. Contact (541) 689-8098 or email wlgoddard@continent.com

ALASKA'S Show, The Midnight Sun Custom Knife Show will be held June 15-16 at the West Coast International Inn , Anchorage, Alaska. For more information on this second edition call 907-688-4278 or e-mail jim@whitmanknives.com. What more reason do you need to see Alaska during the days of the midnight sun!!!

Your Knife Questions ANSWERED ON-LINE. Bernard Levine, author of Levine's Guide to Knives and Their Values, will answer your knife questions on the Internet. Is that knife on eBay real or fake? Is the

knife you're thinking of buying authentic? What kind of knife do you have, and what is it worth? What is the value of your collection, for insurance or tax purposes? Instant payment by Visa, MasterCard, or PayPal. Go to: <http://pweb.netcom.com/~brlevine/apprk.htm> or to www.knife-expert.com

"Randall Fighting Knives In Wartime" by Robert E. Hunt. A colorful and interesting guide to Randall knives spanning the three major conflicts (WWII-Korean-Vietnam). Order by March 31,2002 for prepublication special. \$34.95 + \$6.00 embossing + \$6.00 S/H or \$79.95 -Special Collector's Edition- + \$6.00 S/H. Call (270)443-0121 Visa/MC (800)788-3350

"Knife Talk" by Ed Fowler. 60 past *Blade Magazine* articles combined w/the author's updates and 200 photos. Take a trip with the father of "Multiple Quench" \$14.95 plus \$3.20 S&H - Ed Fowler - Willow Bow Ranch P O Box 1519 Riverton WY 82501 - (307)856-9815

"Bayonets, Knives & Scabbards" Thought to be the most important paper ever written of U. S. edged weapons by the U. S. Government. Available for the first time to the general public in one volume, covers U. S. Army edged weapons from 1917 through the end of World War II. Soft cover, 80 pages filled with facts. Even the advanced collector will find "new" material between these covers. \$15.95 + \$3 priority postage. Frank Trzaska - Knife Books P O Box 5866 - Deptford NJ 08096

"The Wonder of Knifemaking" by Wayne Goddard is soft cover 8½ x 11, 160 pages, 16 page color gallery. \$19.95 + \$3.05 (\$23.00) shipping in U.S. Send a check or money order to: Goddard's, 473 Durham Ave, Eugene, OR 97404. Or call (541)689-8098 to order using Visa, MC or Discover cards.

The views and opinions implied or expressed herein by authors and advertisers are not necessarily those of the Oregon Knife Collectors Association, its editors, or its officers; and no responsibility for such views will be assumed. The OKCA, its officers and its editors assume no responsibility for claims of advertisers for the quality of goods and services the advertiser provides. The act of mailing or delivering a manuscript or advertisement shall constitute an express warranty on the part of the contributor that the material is original and in no way an infringement upon the rights of others. The act of mailing or delivering a letter or question to the editor shall constitute permission to publish the letter or portion thereof unless the Oregon Knife Collectors Association is informed otherwise in that letter.



The Knewslettter
 Oregon Knife Collectors Association
 PO Box 2091
 Eugene, OR 97402

First Class Mail
 U.S. Postage
PAID
 Eugene, OR
 Permit No. 388

Events Calendar March 2002

| | | |
|--------------|--------------|---|
| March | | |
| Mar | 14-15 | - Riverland Collectors -Dunnellon FL (KW-B-KI) |
| Mar | 15-17 | - Cincinnati NKCA Show -Ohio (KW-B-KI) |
| Mar | 16-17 | - Willamette Valley Arms Show - Eugene OR (OKCA) |
| Mar | 16-17 | - ABS West Clinic -San Pedro CA (KW-B-KI) |
| Mar | 16-17 | - St Louis Knife Show - Godfrey IL (KW-B) |
| Mar | 16-17 | - Mason Dixon -Sharpsburg MD (KW-B) |
| Mar | 22-24 | - Badger Knife Show - Janesville WI (KW-B-KI) |
| Mar | 22-23 | - Knife Show at McKinney TX (KW-B) |
| Mar | 22-23 | - Palmetto Show - Spartanburg SC (KW) |
| Mar | 23-24 | - Western Canada Show -Kamloops B.C. (B-KI) (OKCA Web) |
| April | | |
| Apr | 05-07 | - Batson Bladesmithing Symposium -McCalla AL (KW-KI) |
| Apr | 05-07 | - Shenandoah Knife Show in Harrisonburg VA (KW-B) |
| Apr | 04-05 | - Oberhausen Knife Show -Germany (KW-B) |
| Apr | 10-14 | - Blade Fair - Moscow Russia (KW-B) |
| Apr | 13-14 | - Canadian Guild Show -Toronto (B-KI) |
| Apr | 20-21 | - Oregon Knife Collectors Show - Eugene OR (KW-B-KI) |
| Apr | 22-24 | - JD Smith Seminar -Eugene OR (OKCA) |
| Apr | 19-21 | - Louisville Show -KY (KW-B-KI) |
| Apr | 26-28 | - Solvang Custom Show -Solvang CA (B-KI) |
| Apr | 27-28 | - Gulf Coast Knifemakers -Gulfport MS (B) |
| Apr | 27-28 | - Espolama Knife Show -Lugano Switzerland (B-KI) |
| May | | |
| May | 04-05 | - Moran Hammer-In - Old Washington AR (KW-B-KI) |
| May | 10-12 | - Wayne Goddard Seminar -Ridgefield WA (OKCA) |
| May | 18-19 | - Heart of America - St Charles MO (KW-B) |
| May | 31-02 | - Blade Show -Atlanta GA (KW-B-KI) |
| June | | |
| Jun | 06-08 | - Greatest Knife Show -Pigeon Forge TN (KW-KI) |
| Jun | 07-09 | - Florida Int'l Show -Ft Lauderdale (KW) |
| Jun | 15-16 | - The Midnight Sun Show -Anchorage Alaska (KW-B-KI) |
| Jun | 15-16 | - Finnish Puukko Festival in Kauhava Finland (KW-KI) |
| Jun | 21-22 | - Indiana Collectors Show -Noblesville IN (KW) |
| Jun | 22-23 | - NCCA Show at Stamford CT (KW) |
| Jun | 28-30 | - Springfield MO Knife Show (KW) |
| July | | |
| Jul | 06-07 | - Western Reserve -Dover Ohio (KW) |
| Jul | 19-21 | - Montana Knifemakers Show - Missoula MT (KW) |

| | | |
|------------------|--------------|--|
| August | | |
| Aug | 02-04 | - Central Texas Show -Austin TX (KW-KI) |
| Aug | 09-11 | - Central Kentucky Show (KW) |
| Aug | 23-25 | - Scagel Forging & Knife Expo - Muskegon MI (KW) |
| September | | |
| Sep | 13-15 | - Spirit of Steel Show - Dallas TX (KI) |
| Sep | 20-22 | - Blade Show West -Irvine CA (B) |
| Sep | 21-22 | - Willamette Valley Arms Show - Eugene OR (OKCA) |
| Sep | 26-29 | - ABS NY Forging & Knife Expo - Nassau NY (KW) |
| Sep | 27-29 | - Spirit of Steel -Dallas TX (KI) |
| October | | |
| Oct | 26-27 | - ABS Moran Hammer-In - Old Washington AR (KW) |
| December | | |
| Dec | 05-07 | - Greatest Knife Show - Pigeon Forge TN (KW) |
| Dec | 14-15 | - Heart of America in St Charles MO (KW) |
| Dec | 14-14 | - Oregon Winter Mini Show - Eugene OR |

DINNER MEETING



Thursday Evening
 March 14, 2002
 The second Valentines Day of 2002
The Mission Restaurant
On Franklin Blvd
Mexican Cuisine
6:00 PM Dinner
7:00 PM Meeting
Bring sumthin' Sharp for
Share-Wit-Us

Contact Dennis or Elayne (541) 484-5564 for additional information on OKCA events. For non-OKCA events, contact the sponsoring organization. Additional info = (B)lade Mag. -(KW) Knife World - (KI) Knives Illustrated

