



NEWSLETTER IN A KNUTSHELL



- ✓ Barr Bros Revisit
- ✓ Obsidian Knives
- ✓ TL-11 Knife
- ✓ They Said What?
- ✓ Custom Competition
- ✓ Application Form
- ✓ Display Award Knife by Diaz

Our *international* membership is happily involved with "Anything that goes 'cut'!"

Barr Brothers Once Again Dennis Ellingsen

January 2009

I have written about the Barr Brothers on several occasions because of my interest in knives that were made in Eugene, Oregon. The knives date from 1891 until 1911. To review the article and history which appeared in our April 2006 *Newsletter* go to our web site. (From the first page of the web site look under articles.)

Knives made during this period have been difficult to find as they were used, abused and discarded, especially the hunting style knives. I have two hunting style knives that I know were made in Eugene, Oregon.




The top knife and the fourth knife down were made in Eugene, Oregon.

One is a leather re-handled WWII style which was stamped made in Eugene. The other knife has the original bone handles, a taper tang and the correct history which convinced me that it was made in Eugene. However I now have additional information about the leather re-handled knife as a result of a recent discovery by my chiropractor and myself. Sure the blade stated Eugene, but was it a taper tang? My chiropractor, who is a good friend, is also my back's good friend. So when I have a problem.... I go to Doctor Strom.

I have been gathering a few more specimens of hunting/fighting type knives that I had discovered on eBay. All the marks were Barr Bros (no location). Barr Bros moved to Oakland, California in 1911. Their main thrust after this move was spring eye sack needles, kitchen knives and metal products. Hunting style knives were even rarer with the Oakland stamp on them. But suddenly I had four hunting style knives that looked surprisingly like the theater knives of WWII. The blade styles were similar, and the theater-style handles and fittings were pointing to blades that were revamped by service men to suit their individual likes. This was a common practice in the Pacific Theater during that war.

I looked at these knives and started to wonder how these knives could have come from Eugene, Oregon, go through WWII and find their way to eBay. But wait I said..... maybe they were made in Oakland and



Barr Bros knife with a classic taper tang

given to the war effort. I recall seeing a *Life Magazine* article of February, 1943 that highlighted the effort to have knives donated to the war effort. The article was titled "Save a Life with a Knife"; M.H. Cole highlights this story in his book.

Knives of all kinds, that were not under military contract, were donated to a knife poor WWII effort in the Pacific battles. Bill & Debbie Wright have a book available that addresses these knives and the commercial knives that were enhanced and modified during this period. The book is *Theater Made Military Knives of World War II*. So when comparing the Barr Brothers knives I had purchased, they certainly appeared to have been from this era. But the burning question was whether these blades were made in Eugene, Oregon (pre 1911) or Oakland, California (post 1911).



Barr Bros Eugene, but the tang was covered.

I started my campaign of asking those in the know about this subject and those who might know. I could not formulate any hard solid facts on this subject. So from there the old scalp was getting sore from all the scratching. And then one day I had an epiphany. The general trend of making knives, be they hunting or kitchen, had been the handmade hammer forge technique. This basically meant that steel was heated and hammered into shape and then ground to the configuration that would make a suitable blade. By using this technique it was possible to save steel by tapering the blades. The meat of the blade thickness was full, and the handle portion was beaten to a smaller thickness resulting in a taper.

Continued on page 9.

Obsidian Percussion Flaking Basics

Eric Bergland

Introduction:

Something our ancestors learned over two million years ago was this: when you strike the right kind of rock with another rock, at the correct angle and with the correct amount of force, you can fracture the rock and make extremely sharp edges. Our ancestors were clever, manipulative creatures; and they found this to be a most useful discovery.

In this article I'll pass along some of the basics of obsidian "percussion flaking." Percussion flaking is one of the techniques in flint knapping (the shaping of stone by controlled fracture). I first flint knapped in 1977, while at the University of Oregon's Archeology field school. We were given a demonstration by Lee Spencer, a graduate student. Lee explained the basic principles, demonstrated them, guided us through our first clumsy efforts, and provided a list of necessary tools and materials. After that well-grounded first step, I got the necessary gear together, obtained some obsidian, and started breaking rock...

Equipment:

For starters, you'll need the following: (1) plenty of band aids; (2) leather work gloves; (3) a smooth, dense, durable rock for a *hammer stone* (egg-shaped to oblong, about 3-4" x 4-5"); (4) another stone (of about the same size) with a rough surface texture for an *abrader*. For the *abrader*, I recommend a water-worn pebble of vesicular basalt (vesicular basalt has many small holes throughout).

I strongly urge use of the following protective gear: high top leather work boots; safety glasses or goggles; sturdy jeans and a long sleeve work shirt; a dust mask rated for "free silica." Flint knapping generates lots of hazardous debris, from microscopic particles to long flakes

(with edges ten times sharper than a brand-new surgical scalpel).

It's best to be seated above the piles of sharp debris. I recommend a seating height of about 16-18".

Terminology:

Now a few words about flint knapping jargon. The *core* is the piece of obsidian raw material you'll reduce. The *striking platform* is the area on the core where you'll land each blow. *Flakes* are what you'll produce as you reduce the core. There will be many flakes produced in the reduction of a large core, some useful, but many just waste. The objective of this percussion flaking task will be to produce large, sharp flakes. (In subsequent issues I'll tell how to reduce these large flakes into *bifaces*, and from that stage into knife blades or projectile points). What will also result from this exercise is the remnant core, which will look a great deal like the so-called "choppers" associated with our ancient hominid ancestors.

Raw Material:

Ideally, the obsidian should be free of visible cracks, large gas bubble holes (vesicles) or inclusions of pumice. These are flaws which will hinder your controlled reduction. The best obsidian for beginners, in my opinion, is smooth-textured, and black, grey or greenish black in color.

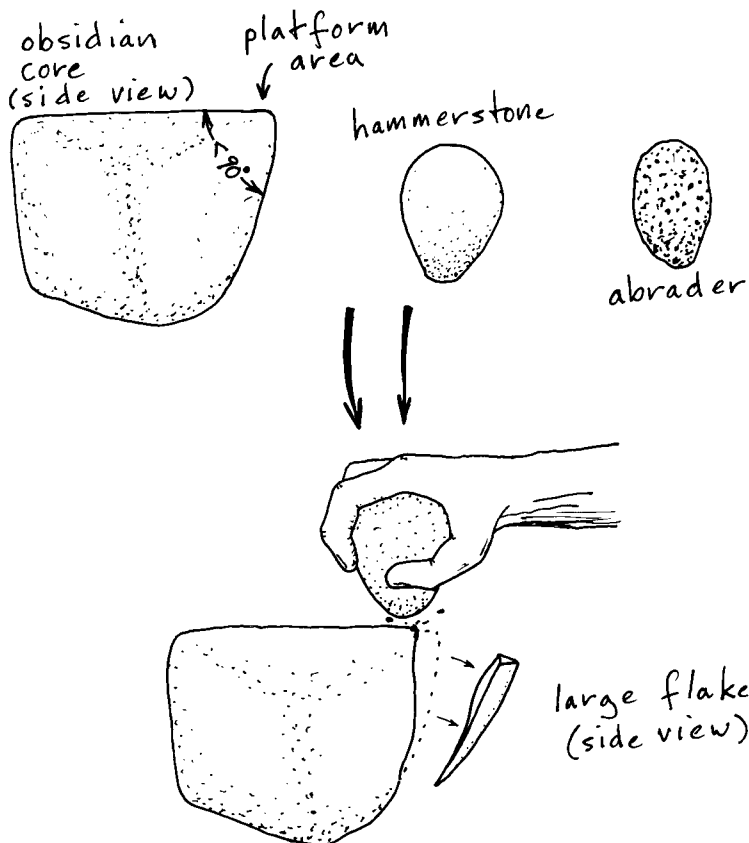
You'll see from the illustration that the angle between the platform and the outside surface of the core needs to be 90 degrees or less. This is important! It is best for beginners to pick irregularly-shaped blocks or nodules of obsidian, rather than smooth, rounded pebbles (which, if used, require a different reduction approach altogether).

Reduction:

Handle the core, turn it over and over, and examine each surface. Find a reasonably flat, natural striking platform whose angle, with the adjoining surface, is 90 degrees or less. Hold the core in your left hand (or rest it on the floor or ground if it's too heavy). Now, swing your arm in a smooth, strong, fast sweep, from about 12-16" above the core. Strike a glancing blow with the hammerstone end, near the outward edge of the platform. (If you strike past about 1" in from the platform edge, probably nothing will happen). If your hammer stone is too light, nothing will happen. But, if your hammer stone is the correct weight, if the platform angle was correct, if you struck with the correct amount of force, at the correct angle, and if you were using good obsidian of sufficient size, then a flake or flakes would've come flying off the core. Pick the flake up and re-fit it to the core. You did it!

You'll note that the flake removal left a concave scar on the core. The side margins of this scar form ridges with the original core surface. Now, follow on back up to the platform area. If there's a sharp, thin edge where the flake came off, grind this away with sharp, quick slapping blows with the abrader. Otherwise, your next flake removal blows may crush through that thin edge and produce nothing.

Don't be too discouraged if the technique I've outlined doesn't work for you right away. Remember, you're working at about the same skill level as a ten-year old trying to drive that first nail. Just keep practicing...



OKCA Knews and Musings

ibdennis

This *Knewsletter* will be the last one for those who have not paid for their 2009 membership. The clue is in the address label. If you see a 2009, no worries; if you see 2008, we encourage you to re-up. Ours is a non-profit organization, and the membership is the key to our growth and survival. We try hard to make this an educational and fun publication. Dues are reasonable for what one gets, and it allows unlimited access to our world-class Show.

This 2008 year has affected our organization in many ways, just as it has the global situation. The lack of a prosperous 2008 has reflected itself in a reduction of table reservations and membership. Not to worry, but it is a matter for consideration. We will ride it through. Also there is a conflicting knife show that has impacted our table sales. With this and the added maturity factor of our membership, we are seeing declines. Yes, we will have a Show better than ever; and we will not have to derate any part of that which we have come to enjoy and learn from. Our goals have not changed, nor will they.

We have not cut back on the tables for this 2009 Show. Yes, we have a few vacant tables so if you know someone who would like a table, please let us know.

Each year at the Show we have a blade grinding competition. The grinders and others of our members take these unfinished blades and return them as completed knives which are awarded to the best judged displays at the Show. We have had one knife returned thus far, and it is pictured in this *Knewsletter* and is also pictured on our website. As each knife is returned, we will picture it in the *Knewsletter* and on the website.




Election of Officers:

Each year we have the election of officers at our January meeting. We do not have limited terms for our officers; and in my estimation this is the key factor to the running of our successful organization. Organizations that limit their officers terms tend to keep the group in a constant turmoil. This does not spell continuity nor stabilization.

The current slate of officers have agreed to stay in office for another year. That is a very good thing for all.

Smile knife - Cataract knife by Peter Burch.

Peter handed me this knife for consideration for a smile knife. I winced when he handed it to me, and I did notice Peter smile when this happened. Modern cataract surgery probably



has made this knife obsolete so it is a special knife from years ago. I am still trying to muster up a smile. You can decide.

www.chuckkarwan.com

Check out this web site. The link to this website is also accessible from the OKCA web page.

Buying a knife is like choosing a wife. If the temper is right, 'tis the joy of a life." Novelty Cutlery catalog circa 1917.

The Contributors to the Knewsletter...

I want to thank those that write for our *Knewsletter*. I have always believed that this is the glue that keeps us together. Thank you for the help in this issue to **Eric Bergland, John Priest, Mike Silvey, Lonnie Williams and ibdennis**. We need articles for future issues of the *Knewsletter*. **Eric Bergland** has given us several articles on the subject of stone knives and tools. We will run this series for several issues.

See you at the Sizzler on January 21, 2009.....

Our meetings are a fun part of our organization and are always an educational and entertaining experience. And be prepared to talk about that special knife you got at the Mini Show.

OKCA Web Page....

The Oregon Knife Collectors web page might be our best kept secret. The site is very up to date and has a wealth of information. It was designed for easy viewing and easy access to information. I have yet to see any gaping holes on the site for our organization. We have links galore, but only for our membership; and no commercial links unless they are members of our group. If you do a Google search on OKCA, we pop up first. Of course we can be found at www.oregonknifeclub.org also.

Places to stay in Eugene

Get your lodging reservations in soon or you might have to bring your tent. We have worked out special rates for the Knife Show so take advantage when suggested below. Call direct and mention the OKCA.

The Valley River Inn -(800)543-8266 -(541)687-0123 -Our top recommendation. Fills up fast. A quality place to stay. Official home for folks away from home visiting the Oregon Knife Show. Special Show rates if you mention the OKCA Show.

Courtesy Inn -(888)259-8481 -(541)345-3391 -The closest motel yet to the Knife Show. A budget motel and special rates to boot if you mention the Knife Show.

Hampton Inn - (541)431-1225 - My personal favorite when on the road in other cities. Mention the Oregon Knife Show for a very special rate. You must call this location for that rate.

The Campbell House -A City Inn -(800)264-2519 -(541)343-1119 -Classic Hospitality

Custom Knife Competition

John Priest

At the April Show there were suggestions that we introduce a new category for judging. After the usual discussions, we decided to call it "Hand Made Knife", as opposed to handmade knives which covers all the other categories.



Basically this will be a knife made the "old fashioned way" ie. by hand. Only basic tools will be used: drill press, grinder, forge, files, etc..

Obviously we don't expect you to use a waterwheel to drive that drill press or grinder or even a coal fired forge (although that was discussed). We do expect a product that was made the old fashioned way. No belt sanders, epoxy, profile grinders, pyrometers or any of the trappings of a modern shop.

The biggest point of discussion was how we would enforce the rules. The answer is that we won't. This will be strictly on the honor system, as with all the other categories. If we get too many complaints about cheating, we will drop the category.

Here are the rules:

What you may use:

- Electric drill press or hand drill
- Electric grinder
- Gas fired forge
- Only materials and tools generally existing before 1860
- Lots of sweat

What you cannot use:

- Belt sanders
- Acetylene torches or arc welders
- Glues or methods that did not exist before 1860 (yes that is an arbitrary date)
- Computer driven methods or machines

This is the partial list, but you get the idea.

This is an open category that can be any kind of knife you want to make. We hope this will be an opportunity for the young fellows to experience what things were like "in the day" and for the old fellows to strut their stuff.

One additional rule: ALL the work must be done by the person who submits the knife. We do allow some specialized work to be done in the other categories as long as its disclosed, but not in this one.

Which brings us to the custom knife judging. Here are a few thoughts from the guy who rules the competition:

1. READ THE RULES--that will save a lot of time and argument.
2. Full disclosure of any work not done by the maker is required.

We don't want knives made by committee.

3. This contest is on the honor system. If winning is more important than the respect of your peers, then you have a problem that can't be solved by an award.

4. Our judges are the best we can find from the membership. They are not perfect, but there is surprisingly little argument when it comes to choosing the best of category or show. It usually jumps out at you.

5. I do not participate in the judging. I present the entries to the judges and try to get the whole process over with as quickly as possible between 2 and 4. The primary reason for this is the makers want their knives back on their tables as quickly as possible.


A WORD ABOUT THE CUSTOM KNIFE JUDGING

John Priest

This is information that will be especially important for those who wish to enter the custom knife competition. It might even increase your odds of winning.

Read the rules which are included in the papers in your Show packet which you will receive after you have checked in. Especially those parts that pertain to categories, disclosure and new makers.

Every year we get several knives that are obviously in the wrong category. Before you choose, think about whether it really fits.



On every entry there is a place to disclose what part of the knife (if any) was not done by the person entering it. This would be things like engraving, scrimshaw, specialized heat treating, etc. The maker is responsible for conceiving and executing the knife, not just assembling parts. The judges are looking at the basic knife and will take into account any special embellishments that couldn't reasonably have been done by the maker.

And now for the judges. These guys know what they're doing. Knife judging is highly subjective, so we try to get people with differing tastes who will balance out. However, they all know what to look for in a winning knife. In the last eight years they have differed some on the category winners but have been unanimous on the Best of Show.

The judging this year will take place **Friday, April 17, 2009.**

We will start accepting the knives at **2 PM** and stop at **4 PM**. The judging takes place starting at 4 PM, and the winners will be announced after the judging. We expect about 100 entrants and encourage everyone to enter, but please do your part. Read the rules that will be included in your Show packet and enter early.

The categories for the Custom Knife Competition are:

- ART KNIFE**
- BOWIE KNIFE**
- DAMASCUS KNIFE (You must forge your own blade)**
- FIGHTING KNIFE**
- FOLDING KNIFE**
- HAND FORGED (Non Damascus)**
- HAND MADE KNIFE (Like done before 1860)**
- HUNTING-UTILITY KNIFE**
- MINIATURE KNIFE**
- NEW MAKER**

There will be one knife designated as **BEST of SHOW.**

This year we will again allow any OKCA Club member to submit a knife into the New Maker category. The knife must be presented in person, and you do not have to be a tableholder for this category. A New Maker is one who has not entered custom competition ever before. You must be a tableholder to enter all other categories.




Frank Gamble

They said What?

This has to be the Mother of all eBay descriptions. B.K. Brooks pointed it out to me and I knew it wouldn't last a day due to the restrictions eBay has on pushbutton knives. This one will be tough to top.

-
- Item location: ho chi minh, ho chi minh, Vietnam
 - Up for this auction !
 - Book is very good condition.and i can be found it very hard to find this item from vietnam war.
 - they say " knife is very hard to find it in vietnam now. a made unknown of tool , i can be found it about his event from vietnam para .
 - he used to be opened the fastfood while he had a mission in the sky gunshot rapids.Macv-sog soilder has been joined in vietnam war.pilot man used to be protected to his mission on combat.
 - item location will be shipping from vietnam.it is shown in the picture already clearly and perfectly !
 - if the buyer refunded this item,the buyer would be paid money at all the postage
 - and the buyer will be garuated for %100 item returning back the same conditional,it meant : unbroken down the glass on this watch or other part be gone !
 - the seller would be accepted it back from the buyer.
 - payment : the buyer will pay money within 7 days after closing this auction
 - if the buyer won't be paid money after 7 days,i take the final value fee from resolution centre complain
 - please ask me first if the buyer have any futher of question.
 - avoid to put the negative feedback by ourself.

shipment : I DON'T BE SHIPPED THIS KNIFE TO OTHER COUNTRY BY AN ILLEGAL CUSTOM



Harold & Terry Rippy



Ron Macy



The room

December



Alan Warren



Vonda Brown



Jose Diaz



Merle Spencer



John Priest



ibd & Ed Holbrook



Dave & Mary Ann Schultz



Bernard Levine.

Mini-Show



The knife circle



Toys For Tots



Wayne & Phyllis Goddard



Dave Anderson



Bruce Fried



Marines



Gene Martin



Amanda House



Bob Hergert & Cuzco



Snoopy and Elayne



Nate Clark



Jim Hayden



Jeff Crowner




Phil Rodenberg- photographer




Roy Robinson



Ole Olson



Clay Stephens




Bud Lang



Jo Boje



Bryan Christensen



Greg Plass

The Seek-re-tary Report

by elayne

The December meeting was held December 19, 2008 at the Sizzler, the week following the December 13 show. We had nine present. The snowy and icy weather deterred many.

I reported on the success of the December show which had been a very pleasant surprise. We had been threatened with snow and ice, but the only snow was about 7:00am. The rest of the day was cold but clear. We had about 80 tables of knives and related items which we had not thought would be possible. It was a more relaxed pace than usual, but the end numbers were better than the 2007 December show. We had 42 single memberships and 35 family memberships sold at the show and 38 tables were reserved. The numbers from 2008 were 50 single, 26 family and 20 tables. **Bryan Christensen** coordinated the Toys for Tots event which was also very successful. Two Marines from our local area picked up the toys, along with cash donations from our membership.

The possibility of no 2009 December show had been considered but was tabled due to the enthusiasm of the attendees to the show. The show is no charge to current members, but the cost to the Club is considerable. The officers have been reviewing all expenses in an attempt to curb any unnecessary expenses and

spend where it is most wise. We do not intend or want to raise any of the membership costs. We do not believe that is the mark of a successful organization. The organization should cut an excess first.



We received a completed display award knife from **Jose Diaz, Ellensburg WA**. This is the first of the blade grinding knives to be returned. Please send in your completed knives as soon as you can so we can advertise on your behalf. There is a picture on our website of the knife as well as one in this *Knewsletter*.

Monday of the week following Christmas, **Glenda Brown, Larry Criteser, dennis and elayne, Wayne and Phyllis Goddard, Ole and John Priest** met at Izzy's Restaurant in Eugene and mailed table confirmations and membership cards. If you have not received your membership cards or your table confirmation, please contact me so I can confirm the records. (541)484-5564 or elayne@oregonknifeclub.org. Please note the address label on your *Knewsletter*. If it is 2008, this will be your last *Knewsletter* until you renew your membership.

January is the election of officers. All of the current officers have agreed to serve another term. Please come to the January meeting and show your support for them and our organization.

See you at the meeting January 21 at the Sizzler Restaurant, Springfield, Oregon.

Barr Bros... (Continued from page 1.)

My rough rule of thumb was the taper tang was used before 1920; but, after that time, machine blade blanking was used. A blank sheet of metal was stamped out with a press, and there would be no taper tang. The thickness of the blade was uniform, stem to stern. All of the specimens I have of Barr Brothers Eugene-made knives are handmade hammer forged and are taper tang. However, I could not be sure of the Eugene stamped knife that been re-handled in the tradition of the WWII knives. I had no clue if this knife was taper tang or not.

the project. There was a question of how to x-ray, but that was quickly solved with a block of Styrofoam. I stuck the knives into the block so that the thickness of the blades could be photographed. Doctor Strom tweaked his exposure controls, and the command to the knives was "take a deep breath and hold it." One shot, one take was all that it took to capture the image that told the whole story.

The one knife that was stamped "Eugene" was indeed a taper tang. But sad to say the four

knives in question were not taper tang construction. So from this information I would have to conclude that these four were a product of Oakland, California. Oh well.

Many custom made knives today feature a taper tang design. From my point of view there are two things being said. One is that the knife is a handmade knife, and the other is that the taper tang is a cosmetically appealing pattern. I like taper tang knives, be they today made or twixt 1891 and 1911.

So the thought was that if I could see if the tangs of my special made knives were straight or tapered I could ascertain the location they were made. Taper tang for Eugene and straight tang for Oakland. I had lost my ability to use my own x-ray vision when I got too close to the Kryptonite rock so an alternative source had to be found. And this brought me to my chiropractor who had an x-ray machine.

I was nervous about asking about x-ray for fear it would make me appear crazy and also be refused. But that was hardly the case. Doctor Strom was enthusiastic about





OREGON KNIFE COLLECTORS ASSOCIATION

BOX 2091 • EUGENE, OR 97402

MEMBERSHIP APPLICATION AND SHOW TABLE CONTRACT

Name(s) _____

Mailing Address _____

City _____ State _____ Zip _____

Phone: Eve (_____) _____ Day (_____) _____ Date _____

Collector Knifemaker Dealer Mfr./Distrib. Other _____ Email _____


OKCA membership includes newsletter, dinner/swap meetings, free admission to OKCA shows, free OKCA Winter show tables, right to buy OKCA club knife.

__ Start/__ Renew my/our OKCA membership (\$20 individual/\$23 family) \$ _____

From grinding to Award knife

Display awards for the 2009 Show were blades that were used in the grinding competition at the 2008 Show. Ford Swauger created the Damascus from 15N20 and 1095 steel. Steven Strauch provided the Japanese style pattern and Larry Criteser modified the pattern to make it compatible for the grinding competition. Larry profiled 12 blanks for the competition.

Jose Diaz from Ellensburg, Washington, has enhanced this blade to make a knife using stabilized mango wood for the handle. The bolster is colored epoxy. The heat treatment was done in salt bath and quenched in molten salts. His web page is <http://www.diaztools.com/>



OKCA Club Knives for sale. 1 of each.

From the collection of Gordon Shown.

- 1981 Gerber LST White Micarta
- 1982 Jim Corrado slipjoint, silver Sherwood engraved #022
- 1985 Gerber FSII w/beaver scrim by Blair, factory box #37
- 1988 Benchmark folder, engraved, sheath & factory box #42
- 1989 Cripple Creek stag coke bottle #41
- 1992 Gerber FS1 w/beaver scrim by Buchner, laser engraved wood box, #01
- 1993 Steve Huey/ Terry Davis slipjoint, black Micarta #17
- 1994 Steve Huey/ Jim Corrado slipjoint, silver Sherwood engraved #17
- 1995 Jim Corrado mini slipjoint, silver Lynton McKenzie engraved #17
- 1996 Gerber Paul II, brass shield, laser engraved wood box, #30

Also a variety of 1980s-90s custom and factory knives.

- 2 early Terry Davis folders
- 4 Bob Crowder fixed blades
- Olsen, Moulton, Peterson, Eck, House, Freer fixed blades
- 9 Benchmark fixed blades + 3 Folders
- Many Case, Winchester, Hen & Rooster folders

Bernard Levine.
541-484-0294 brlevine@ix.netcom.com



OKCA Free Classified Ads

Free classified ads will run up to three issues and then be dropped. Available only to paid members. Write your ad on anything you have handy (except Chunkly bark skins) and email or snail mail to the OKCA, PO Box 2091, Eugene OR 97402. The number and size of ads submitted by a single member will be accepted, or excepted, dependent on available space and the mood of the editors.

KNIFE SHEATHS - Sizes 3,4, & 5 available. Sheaths are brand new. Priced to sell at \$10.00 each or 12 for \$100.00. See me at the Spring Show at table S-1. Wild Boar Blades Ray Simonson (360) 274-7069

WWII ALLIED MILITARY FIGHTING & POCKET KNIVES 1941-1975. Buy/Sell/Trade. I'm well known in the collecting fraternity for dealing in high grade examples and with an impeccable reputation for over 26 years now. I also do consignment sales on eBay with a 100% Positive Feedback record for 10 years running. My eBay name is *jsfischer1fs*. Thank you! JOHN S. FISCHER P.O. Box 47 Van Nuys, CA 91408 email: *jsfischer1@aol.com*

1999 OKCA Club Knife For Sale. Gerber Applegate Covert folder in beautiful wooden hinged box with beaver on lid. Mint. Number 21/50. Will sell for original issue price of \$130 and I'll cover the cost of shipping. E-mail Chuck at *Vaquero@comcast.net*

FOR SALE: 175 issues, which are all different, of my KNIFE WORLD subscription. The papers span many years and have provided a lot of enjoyable reading. \$100.00 for the lot, fob, Milton, Wa., Email me at *ronjoyceedwards@comcast.net*. thanx, Ron Edwards

WANTED: Clarence "Pete" Heath knife/knives. Articles, brochures, catalogs, letters and other Heath memorabilia also wanted. Jake Jakus S35 W33193 Honeysuckle Ct Dousman WI 53118 (414)331-1151

WANTED: 1962 U.S. Camillus MIL-K stainless steel utility knife. Rich Jones (503)956-5790 or *rljshalom@verizon.net*

WANTED: OKCA Club knives serial numbered "16." Need 1992 Gerber FS1—1989 Cripple Creek—1987 Al Mar Tanto—1983 Gerber Paul—1981 Gerber Gentleman Jack LST—will give \$100.00 for any 1980 Club Silver Knight. Fred Coleman (541)688-3624. Leave message.

Limited edition sprint run of Junior Goddard Clipits. White Micarta handles, partially serrated blade. This is variation #13 in the Spyderco/Goddard Clipits. \$150. each, free shipping if you mention OKCA Knewslettter. Goddards, 473 Durham Ave. Eugene, OR, 97404 541-689-8098 e-mail *wgoddard44@comcast.net*

Grinding Machine -2 x 72 BladeMaster. Similar to Burr King. Comes with a small wheel attachment, 8" contact wheel, and flat platen assy. Has a 1-hp Baldor motor with three speed pulley system and a floor stand. This is a great machine that is in excellent condition. \$1000. Pick-up only. Gene Dietzen, (360) 834-9230, Camas, WA.

Collecting & dealing in investment quality 19th C. edged weapons & knives since 1981. I currently collect, buy, sell & trade fine antique 19th C. Sheffield folding dirks, folding Bowies, switchblades & pocketknives. I also authenticate, appraise, broker & take consignments for quality antique Sheffield & American Bowies. 20+ year member of the Antique Bowie Knife Association. Dave Lennon, *experienced1@sbcglobal.net* (707) 435-9550 Northern California.

Wanted: 1997, 1998, 1999 and 2000 OKCA medallions. Heceta Lighthouse, Oregon Beaver, Multnomah Falls and Mt. Hood. Call Jim (562)716-9857 or email: *jipitt306@earthlink.net*

For Sale blade blanks, mosaic pins and lanyard tubes, stabilized wood. Gene and Sally Martin. *bladesmith@customknife.com*, www.customknife.com. (541)846-6755

USEFUL BLADE BOOK REFERENCES -Custom knives, collectible knives and other blades, military blades, swords, tools, etc. If we don't consider it to be a good book, we will not sell it. Rick Wagner, P.O. Box 41854, Eugene, OR 97404 (541)688-6899 *wagner_r@pacinfo.com* www.qualitybladebooks.com

Spyderco/Goddard Model C16PSBRG, \$65.00, free shipping when you mention OKCA. Goddards 473 Durham Ave Eugene OR 97404 (541)689-8098

Buy, Sell, Trade: Victorinox and Wenger knives. Need SwissBuck Models 87533, 87535, 87536, 87544 and 87553. New in box or like new preferably. Call Allen Shurtliff at (208)454-9966 or *allenknives@msn.com*

Wanted: Information re H M Finch stag handled Bowie knife. History info?? Michael Luft email *mereload@aol.com*

Wanted: Information regarding the 20th Anniversary OKCA knife created by Wendell Fox. Scrimshaw by Jerry Whitmore. Who has it??? Contact Elaine OKCA (541)484-5564 email *info@oregonknifeclub.org*

WANTED: Knives by Angus Arbuckle (1924-1982) of South Africa. Marked "ARA: in a diamond (early mark) or "Handmade ARA" over a winged cat. Contact: Richard Schechner P.O. Box 181923 Coronado, CA 92178 (619)437-0564 *rgs522@san.rr.com*

Knife Laws on-line. Federal, state, local. Bernard Levine (541)484-0294 www.knife-expert.com.

For Sale: Made in France. Ready to blue or polish. Heavy 1095 French drop forge patch knife blades- 5 assorted- 2-1/2 to 3-3/4 plus strong rod tang. Pre hand shaped. You just sharpen and handle with stag or branch wood. Then sharpen as you will (5 blades) including shipping \$33.00. Visa/M/C/AMX. Sorry no pictures. 100% satisfaction. Club member Elliott-Hiltary Diamond 6060 E Thomas Rd Scottsdale AZ 85251 (480)945-0700 Fax (480)945-3333 *usgrc@cox.net*

Wanted: SEGUINE Knives -Please call Jack at: (805)431-2222 or (805)489-8702 -- email: *jh5jh@aol.com*

Randall Made Knives. Buy, Sell, Trade. Also a good selection of Case knives, and many custom knives for sale or trade. Jim Schick www.nifeboy.com (209)333-1155.

Randall Knives - A Reference Book by Sheldon & Edna Wickersham. A comprehensive guide for knife collectors and enthusiasts to help approximate the age of knives owned. This is not a pricing guide. 8-1/2" x 11" hardcover format. 250 pages consisting of 22 chapters with 250 full color photographs. \$64.95 + \$5 S&H. Check or MO payable to Sheldon Wickersham (406)257-2228. Credit card orders can be placed through bluestarknives.com.



The views and opinions implied or expressed herein by authors and advertisers are not necessarily those of the Oregon Knife Collectors Association, its editors, or its officers; and no responsibility for such views will be assumed. The OKCA, its officers and its editors assume no responsibility for claims of advertisers for the quality of goods and services the advertiser provides. The act of mailing or delivering a manuscript or advertisement shall constitute an express warranty on the part of the contributor that the material is original and in no way an infringement upon the rights of others. The act of mailing or delivering a letter or question to the editor shall constitute permission to publish the letter or portion thereof unless the Oregon Knife Collectors Association is informed otherwise in that letter. This Knewslettter is devoted to the general interest of the knife community and does not include personal information such as births, deaths and illness. We also strive to use only material that is directed to the world of cut. Our charter mandates that our mailing list of the membership cannot be sold or used by other than the Oregon Knife Collectors Association.

OKCA Club

Whot-zits & Whos Zits

Darrold (Ole) Olson
President (541) 285-1412

John Priest
Vice President (541) 689-6020

Elayne Ellingsen
Sec/Tres. (541) 484-5564

Craig Morgan
Master at Arms (541) 345-0152

Dennis Ellingsen
Show Coordinator (541) 484-5564

Knewslettter by elayne & dennis

Cut-toons by Judy & Lonnie Williams

Web page <http://www.oregonknifeclub.org/>

Club email *okca@oregonknifeclub.org*

OKCA
PO BOX 2091
EUGENE OR 97402
(541) 484-5564



Copyright (C) 2009 Oregon Knife Collectors Association. No part of this Knewslettter may be reproduced without permission of the OKCA. Email *info@oregonknifeclub.org*. Layout and printing by instaprint - 1208 W. 6th - Eugene, OR 97402 - Phone (541) 686-8591



The Newsletter

Oregon Knife Collectors Association
PO Box 2091
Eugene, OR 97402

Knife Events Calendar

January 2009

- Jan 16-18 - Chesapeake Knife -Timonium MD (B)
- Jan 16-18 - Las Vegas Custom Show - NV (KW-B-TK)
- Jan 24-25 - Gateway Cutlery Fair - St. Louis MO (KW-B-TK)
- Jan 30-01 - Gator Cutlery Club - Lakeland FL (KW-TK)

February 2009

- Feb 07-08 - Western Reserve Cutlery - Dover Ohio (KW-B)
- Feb 14-15 - Arkansas Custom Show -Little Rock (KW-B-TK)
- Feb 21-22 - NKCA Dayton Ohio Show (KW)
- Feb 28-01 - Keystone Blade Show -Lewisburg PA (KW-B)

March 2009

- Mar 06-08 - Expo 09 - Pasadena CA
- Mar 13-15 - NKCA Georgia Show - Dalton (KW-B)
- Mar 14-15 - Bunker Hill - Bethalto IL (KW)
- Mar 27-29 - Badger Knife Show - Janesville WI (KW-B-TK)

April 2009

- Apr 03-05 - Shenandoah Valley Show - Harrisonburg VA (KW-B)
- Apr 10-12 - NKCA Ohio Show - Mitchell KY (KW-B)
- Apr 18-19 - Oregon Knife Collectors -Eugene Oregon (KW-B-TK)

May 2009

- May 01-02 - Palmetto Cutlery Show - Wellford SC (KW-B)
- May 02-03 - NCCA Mystic CT Show (KW-B)
- May 15-17 - Ohio Spring Show - Mitchell KY (KW)
- May 29-31 - Blade Show - Atlanta GA (KW-B-TK)

June 2009

- Jun 11-13 - Parkers Greatest -Sevierville TN (KW)

July 2009

- Jul 10-12 - Spirit of Steel - Grapevine TX (TK)

August 2009

- Aug 16-17 - A.G. Russell Knife Event -Rogers AR (TK)
- Aug 21-22 - ABS Knife Exposition - San Antonio TX (TK)

September 2009

- Sep 11-13 - Blade Show West - Portland OR (KW)

- Jul 24-26 - Central Kentucky Knife -Lawrenceburg KY (KW)

October 2009

- Oct 02-04 - NKCA Fall Kentucky Show - Louisville (KW)

December 2009

- Dec 12-12 - OKCA Mini Show - Eugene Oregon
- Dec 10-12 - Parkers Greatest -Sevierville TN (KW)

DINNER MEETING

Wednesday Evening

January 21, 2009

Third Wednesday of the Month

Sizzler Restaurant

1010 Postal Way
Gateway Area
(Across from the Post Office)

6:00 PM Dinner
Followed by meeting

Come Knife with us!
Bring a Show-N-Tell knife!



Contact Dennis or Elayne (541) 484-5564 for additional information on OKCA events. For non-OKCA events, contact the sponsoring organization. Additional info = (B)lade Mag. -(KW) Knife World - (TK) Tactical Knives

