



The Knewsletter

Oregon Knife Collectors Association
 PO Box 2091
 Eugene, OR 97402

All the demonstrations will take place in Meeting Room #3 or #4 which are located to the right (South) of the Show Entrance.

OKCA 47th Annual Show Schedule - 2024	Friday 04/12	Saturday 04/13	Sunday 04/14
Set-up & OPEN (Friday - open ONLY to table-holders and members of the OKCA)	Set-up 8am-9am OPEN 9am-5pm	Set-up 7am-8am OPEN 8am-5pm	Set-up 8am-9am OPEN 9am-3pm
Silent Auction & Raffles***End time has been updated***	Start 12pm	Silent Auction will End between 3pm & 4pm	Raffles will end at 12pm
Custom Knife Competition (register and drop off your knife)	1-2pm		
Spark Testing Demonstration - Martin Brandt - At table N14		10:00am	
Filipino Martial Arts Demonstration - Ferd Terado - At table X13		11:00am	
Knife Sharpening - Lynn Moore - At table O13		12:00pm	
Martial Arts, Boxing Within Stick and Knife - Bobby Stroup		1:00pm	
Rope Cutting Competition (Register at the Club show table)	Register	2:00pm	
Award Ceremony		5:15pm	
Announce Winners of prototype knife	Afternoon		
Secret Shopper & Announce Winner of one free table for 2025 show			2:30-3:00pm
Scrimshaw - Bruce Lanham - Demo at table I09		All Day	All Day
Engraving - Jim Jordan - Demo at table A15		All Day	All Day
Photography - George Filgate - At table X14		All Day	All Day



KNEWSLETTER IN A NUTSHELL

- ★ Rope Cutting Competition - by Ed Schempp
- ★ More Show Demonstrations and Show Info
- ★ Make your own composite handle material - by Bryan Wages
- ★ List of Display tables at the April 2024 Show
- ★ April 2024 Show Floor plan
- ★ April 2024 Show Schedule (April 12th, 13th, & 14th 2024)

Our international membership is happily involved with "Anything that goes 'cut'!"

April 2024

Rope Cutting Competition by Ed Schempp

Competition is good for attracting attention and building interest into the world of knife making. I'm sure this was the goal of one of the original instigators of the competition Al Barton. I'm pretty sure Al was a cross between a ABS Mastersmith and a Bantu rooster! Al was inspired by the ABS advancement tests to journeyman and mastersmith of cutting a free hanging 1" rope with one swing. To promote excitement and interest for the OKCA, a competition was devised to cut 3 1" ropes that were bundled together and all that could achieve this feat would move to four, then a rope was added at each stage until it came down to one cutter.

This competition generated a lot of interest and a competitive spirit among competitors. There was some talking s###t going on. I related to Bob Kramer that while showing a new cutting knife to a friend that we were being hassled by mosquitos so I took a swing at one of them, only to see it spiral to the

ground leaving a pair of wings laying on the blade! Bob replied that he forgot to put his cutter knife away one night and left it laying on his 300 pound anvil. When he came into the shop the next morning the knife was laying on the floor next to the severed horn of his anvil!

Cutting a bundle of rope requires speed and accuracy. Hitting a large bundle of rope generates a lot of shock. As a safety component we started with a rear lanyard, this still allowed the knife to slide forward in your grip. Sal Glessner suggested the forward lanyard prevents this from happening, and now it is the standard!

Many good things happened to me from winning the competition. I developed a relationship with Spyderco knives and the Glessner family. This went on to 20 collaborations and changed my life in a very positive direction. It also led to abundant press in the knife magazines which was good for business.

My success was attributed to being prepared. I encourage knife makers to build and practice and compete. It is

fun and exciting, it is proof of your product and good for you and the knife industry!

Stay safe and have fun!



If you would like to be a contestant in the Rope Cutting Competition at the April show this month, reserve your place by emailing Susan Goddard at info@oregonknifecollectors.com. Then on Friday 04/12, complete your registration at the club show table. The competition will be held on Saturday 04/13 at 2pm! (See the March newsletter for rules and regs).

More Demonstrations & Educational Seminars At The Show

In the Knewsletter last month we listed the Demonstrations on Saturday only. These three demonstrations listed below will be going on all day on Saturday and Sunday (04/13 & 04/14). Located at the table listed.

Engraving - Jim Jordan - Jim is passionate about his engraving and the enhancement of cutlery with this art form. See Jim as he engraves at Table A15.

Scrimshaw - Bruce Lanham - Bruce specializes in scrimshaw on swordfish swords and will be demonstrating his skill during the Show at Table I09. Photography -

George Filgate - George is our official Club photographer and has table X14 throughout the Show. See George for any photographic needs.

george filgate
- photography -



Photographs of your work
available during the
OKCA KNIFE SHOW

Visit us at table x14



541.221.1294
gfilgate@comcast.net
www.georgefilgate.com

2024 OKCA Contributors

The club is better with each and every one of you. Our sincerest thank you for your service, donation or contribution to the club.

- Robin Lucia, Gene Martin, Ed & Sylvia Schempp, Mike Silvey, Bill Claussen, Jeff Loffer, Mike Vallekamp, Bob Hergert, George Filgate, Bryan Wages, Paul Sarganis, Levi Walusiak, Brion Baker, Gary Dekort, Theo Eichorn, Gary Griffin, Cameron House, David Kurt, Harlan Whitman, Martin Brandt, Lynn Moore, Ferd Terado, Bobby Stroup, Byron McClanahan, Steve Stegall & June Harper, Patrick Wright, Scott & Leslie & Collin Brennan, Lorraine Micke-Hayden, Robert Burtscher, Greg & Sandie Schultz, and John Larsen, Max Hoefler, Sharps Bros, Bruce Lanham, Jim Jordan, Mike Johnston, John Priest, Tommy Clark, **Spyderco** and a special thanks to Steve Goddard for making the club knife prototype.

The following are the makers of the Ka-Bar 2024 Display Award Knives



(knife made by Gary Griffin)

Brion Baker (D02), Gary Dekort (Q03), Theo Eichorn (K06), Gary Griffin (D04), Steve Goddard (N10), Cameron House (F09), David Kurt, Gene Martin (Q11), Harlan Whitman, Mike Silvey (J14), Levi Walusiak (P01), & Paul Sarganis (G12). Event Coordinator - Gene Martin.

Silent Auction April 12th & 13th

Our Silent Auction will be held at the usual spot at the Club Show Table. You can place your bets starting at high noon on Friday. The Auction will end at an unknown mystery time on Saturday afternoon. If you have an item to donate, come on down early on Friday morning (4/12).

RV PARKING & CAMPING - Per the Lane Events Center

Only RVs and campers associated with a Lane Events Center event are allowed to park overnight on the grounds and are limited to contracted dates. No other camping is allowed. RVs and campers must check in at the Business Office to obtain a permit. Additionally, a 24-hour self-service permit station is available at the back door to the office. The permit cost is \$30.00 per night (non-refundable) or \$100.00 per week. All RVs must be self-contained. Limited water and electrical access are available on a first come, first served basis.

April Meeting at Sizzler 04/17/2024

(dinner at 6pm, meeting starts at 7pm)

1010 Postal Way, Springfield, OR 97477

How to make your own composite handle material

by Bryan Wages

Part 1 of 2

Making your own composite handle material at home is a straightforward process that almost anyone can do. At the most basic level, this can be done with a few carpentry clamps and 2X4s, and at the professional level, vacuum machines are utilized. This tutorial will fall somewhere in between. You can come check out the finished product on my knives at tables B10 & B11, including one knife featuring the material below.

Gather and Prepare Your Materials


Materials needed:

- at least one yard of burlap or other utility fabric, such as denim, canvas, or linen



(burlap)

- a non-hydraulic press
- a mold for your slab



(mold)

- two-part epoxy
- a disposable container and stirrer to mix your epoxy



- wax paper
- latex or nitrile gloves
- eye protection
- lacquer thinner or acetone (for epoxy clean up)
- digital kitchen scale, capable of weighing in grams


To begin, ensure the utility fabric you've selected has no wrinkles or creases, so it will lay flat in the mold. A steam iron works well for this purpose. Then, cut your fabric into wide strips to fit entirely within your mold, so that it won't fold, wrinkle, or curl up at the edges. Be sure to prepare at least fifteen to twenty strips to ensure your slab will be thick enough (the required West Systems epoxy mix for these strips is 480 grams).

My press is a basic one purchased from Harbor Freight, and I swapped out the hydraulic jack with a five-ton screw jack purchased from Amazon. The reason for the swap is that the hydraulic jack will gradually lose pressure over the hours required and creep before the epoxy is sufficiently cured and may cause inclusions in the finished product.

My mold is made from 15 inch-long 3 inch C-channel with inch stock cut to fit. You can work with any size mold that will fit on your press and produce a slab large enough to use on your handle. I recommend a mold be no smaller than 12" by 2".

For the epoxy, I prefer West Systems 105/206 combo.

You may note from the photos that the pressing



was done in my dining room. Normally, make these in my shop, but the temperature there wasn't high enough (60+) for the epoxy to cure – make sure it is for you.

Prepare Your Slab

Once you are ready to begin the process, completely cover your work surface with disposable material – you can see in the pictures that I just use more of the same wax paper that I use in my mold. The epoxy is unforgiving once it has dried, so prevention and immediate clean up are both key in keeping your workplace clean. You will also want to lay out 3-4 sheets of wax paper that are more than twice as long as the fabric for your slab. I usually separate my strips into two stacks, so that my epoxy-coated fingers don't end up contaminating strips that I don't need. I recommend wearing gloves, eye protection, and also covering your clothes.

You will need to weigh your epoxy components on a digital kitchen scale to ensure the correct ratio is achieved. Closely follow the directions of whatever epoxy product you use. To mix in, I use the bottom half of a vinegar or distilled water gallon container because they are easier to clean than milk or other beverage containers. Once epoxy elements are combined, your pot life clock starts, so immediately begin work assembling your slab.

To be continued in the next Newsletter...

2024 Display tables

James Pulis - A05 & A06

**“Schatt and Morgan Cutlery
1895 to 1929”**

Dave Gentry - A08

“Miniature Knives”

Barb & Michael Kyle A10 & A11

Barb’s miniature knife display has a Western theme, including a gold scimitar with rubies. Miniature knives by Wayne Goddard, Wendell Fox, Craig Morgan, Paul Wardian and many others can be seen if you get up close to this display. In actuality, more effort is required by the knifemaker to create a miniature than a standard size knife.

**“Fighting Knives and Weapons
and Devices of the Allied**

Clandestine Services of WWII” -

Bob Lowry - A12 - Bob’s display is

of Fighting Knives and weapons and devices of the Allied Clandestine Services of WWII, the American OSS and the British SOE. Among those items featured are the truly rare, even in the “collecting world.”

Some of these items are not even in collections of either the CIA’s museum or even the London Imperial War Museum.

“The French Connection”

Phil Bailey (A13)

This year Phil presents “The French Connection”. With variations of the French Model 1916 and as they relate to our own U.S. Mark I knuckle knife.

“Tribute to the Buck 110”

Steve Greenough - A14

110 Variations

Tribute to the Buck 110 folding hunter as the most copied knife pattern. 119 knives total: another number that should resonate with Buck fans.


Hudson Bay Knives and Tomahawks

**1739 - 1888 Charlie & Patty Wafford -
A17**

“THE KABAR / MARK 2 KNIFE”

William Adams (A18)

The display will include about 25 Mark 2 variants along with some look alike and a few other fixed blade US military knives.



Dave Schultz (A19)

J. Greenough pocket knives that won gold medals in England in 1879 and 1884. They are 20 of the 40 from the original display board.

Chuck & Connie Morgan (X19)

Vintage Countertop Displays of Yester Year

Mike Adamson (X18)

Display title: PYREMITE

Description: A Display of Pyremite Celluloid Knives showing the

Shimmering Brilliance of this Unique material where the "Light Becomes Dark and the Dark Becomes Light".

**“Buck Special Runs and Collector
Club Knives”**

James Gedlick - X16 & X17

These Buck display cases will reveal a wide array of examples of some of the different special runs, limited editions, etched blades and Buck Collectors Club only knives.

Clay Stephens (X13)

KA-BAR Commercial and military knives.

Dave Anderson (X12)

Kershaw Knives By Dave Anderson
AKA: The Kershawguy

Berret Brown (X10)

Heirloom Knives

Randall Veenker (X09)

Theater Knives of WW2

**“Remington Official Boy Scout
Knives” Jim Pitblado - X08**

Remington official scout knives covers the years from 1920 to 1940 with a Narrative history, examples of over 75 minty variations of these

knives, and examples of the various advertising used to promote knife sales.

Dale Larson (X06)

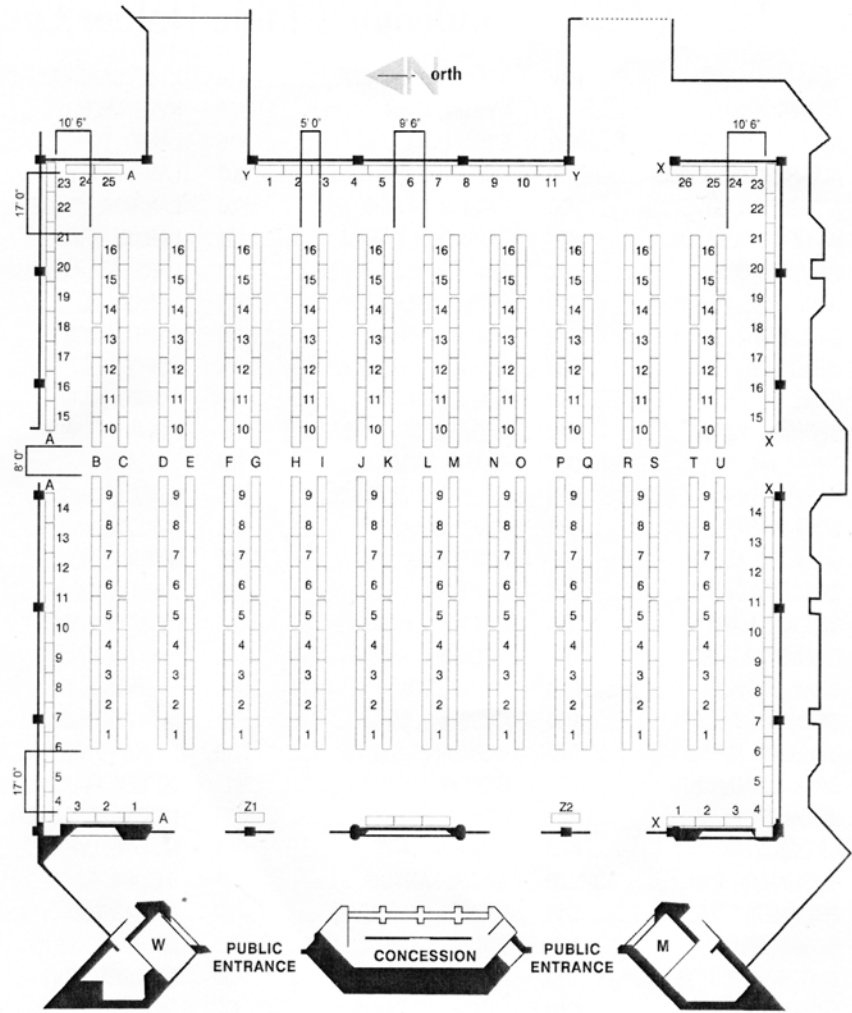
Wild and Wootz: Arts of Indo-Persia





The 47th Annual Show

Lane Event Center



Company Table Holder Locations

5 ELEMENTS FORGE	M09	EMS KNIVES	F03	OREGON DEPT OF VETERANS AFFAIRS ..	X02
A LASKEY ENTERPRISES LLC	A21	FABER KNIVES	S03	OREGON PARACORD KNIFE & TOOL	Q01
ABRASIVES INC	Y10	FLYLABEL	I05	OSTROM IRONWORKS	K07
AL MAR KNIVES	Y01	FREEMAN OUTDOOR GEAR LLC	U10	PAUL DAVIS CUSTOM KNIVES	L03
AL WARREN CUSTOM KNIVES	H09	GALLERY HARDWOODS	D08	PHILLIPS ENTERPRISES	R13
ARDENT KNIVES	K05	GEORGE FILGATE PHOTOGRAPHY	X14	PROVISION FORGE	Q10
BAKER BLADES	D02	GODDARD KNIFE WORKS	N10	QUALITY BLADE BOOKS	T01
BILL BURKE KNIVES.....	K11	GRANMA'S ATTIC	I07	RHIDIAN KNIVES	T03
BITTERROOT HANDLE WORKS	X21	GREY LEATHER CO	M02	RICK SORRELL CUSTOM KNIVES	S16
BLACK HOLE FORGE	H04	GRIFFIN MADE KNIVES	D04	RING OF FIRE FORGE	I02
BLUE RIDGE KNIVES	N01	GUNSTOCK JACK'S KNIVES	U03	RIVER TRADERS	D16
BLUE STAR DISTRIBUTING INC	R10	HABURN KNIVES	H16	ROGER'S KUSTOMS	M16
BRADFORD KNIVES	F04	HAHALUA DESIGNS	K13	ROGUE FORGE	Q05
BRENNAN BLADES	P05	HASTARTES TACTICAL	X15	SHADOW MOUNTAIN FORGE	X24
BRT BLADEWORKS	R12	HAWTHORNE CUTLERY	D14	SHEEP CRAB	L12
BRYAN CHRISTENSEN KNIVES	H01	HIGHLANDER	P14	SPYDERCO	F01
BUCHANAN KNIVES	I03	IRON BEAR KNIFE & FORGE	F16	SQUID INDUSTRIES	Y06
BUCKNER KNIVES	M12	IRON THISTLE KNIVES	M14	ST CROIX BLADES	R05
CAPTAIN MORGAN KNIVES	G10	IVORY JACKS TRADING CO	C06	STEELPORT KNIFE CO	P10
CARTER CUTLERY COMPANY	R01	J & R SPECIALITIES AND COLLECTABLES	U11	SWORDFISH SCRIMSHAW	I09
COBRATEC KNIVES	L10	JOHNSTON'S CUSTOM KNIFE & LEATHERWORKS	G04	TAKEFU STEEL USA	K12
COCHRAN KNIFE CO	F07	KERSHAWGUY.COM	U05	TERO TUF	J11
COMMON SENSE SELF DEFENSE	T04	KNIFE HANDLE SUPPLY	S06	THE BLADEMAKER	K01
COVERED BRIDGE FORGE	P12	KNIFE MAGAZINE	N02	THE KNIFE JOKER	N03
CURIOSITY FORGE	A15	LIFER KNIVES	B10	TROY OZ	F10
CUTCO CUTLERY	B12	MAUMASI FIRE ARTS	J01	TRU-GRIT INC	A01
CUTLERY SHOPPE	P09	MODERN DAMASCUS	D01	V NIVES	Y03
DELIGHT VALLEY BLADES	P02	MOORE KNIVES	J02	VON HELMICK KNIFE CO	Q14
DUSTY KNIFE CO	T15	MOSAIC PINS BY SALLY	Q10	WAYNORTH CUTLERY	U02
DWG INC	A08	NC CUSTOMS	M08	WILDFIRE KNIFE AND TOOL	C04
EDGE N KNIFE	T12	NORTH COAST KNIFE & FORGE SUPPLY	N14		
ELK RIVER KNIVES	E06	NW KNIVES & COLLECTIBLES	C10		

Individual Table Holder Locations

ADAMS, WILLIAMI14	DICK, STEVEN G08	KUNTZ, SCOTT Y10	RADDA, STERLING L09
ADAMSON, MIKEU13	DOAN, FRANKQ06	KYLE, MICHAEL B06	RAPPOPORT, DAVED14
ALDRICH, TYLERH04	DOUGE, STEPHEN R10	LANE, KELLY G01	REMMEN, ERIK C08
ALLELY, STEVE K02	DYSON, JOHN N09	LANHAM, BRUCEI09	RESNER, MARKG06
ALVAREZ, JACKJ08	ECKER, WILLIAM E02	LARSON, DALE U01	RICHARDS, CHUCKK08
ANDERSON, DAVE U05	EICHORN, THEO K06	LASKEY, AL A21	RIDGEWAY, BARBARA ...R03
BAILEY, PHIL B08	ELLISON, BRIANR07	LATHAM, JESSE R06	RIPPY, TERI F10
BAKER, BRIOND02	ERICKSON, DANIEL I02	LIM, BRANDAN Y06	RISTER, ROLAND S13
BAULDREE, TRAVIS D10	ERICKSON, JENNIFERJ11	LISCH, DAVEJ10	ROBINSON, GEORGEJ05
BELL, DON O12	FABER, MICHAEL S03	LOFFER, JEFF P09	ROBOSSON, STANLEY ... G14
BERG, LEE O05	FADDEN, GARY Y01	LOWRY, BOB A12	ROGERS, IAN H15
BERG, TONYH10	FAUST, JAYSONJ06	LOY, MARV S08	RUIZ, TED T12
BERGER, TODD E07	FEIL, ERIC E05	MALONE, HERB H07	SARGANIS, PAUL G12
BERNING, RON E10	FILGATE, GEORGE X14	MARIN, LUKE L13	SAWYER, MICHAEL T08
BIRKY, JACK O01	FRANK, BRAM T04	MARTIN, GENEQ11	SCHEMPP, ED T10
BLANKS, TONYL10	FREEMAN, JEFF U10	MARTIN, ROBERTX24	SCHROEDER, DEANR12
BOEDCHER, BRUCE O15	FRIED, BRUCE G13	MARTIN, SALLY Q10	SCHULTZ, DAVE B14
BRADLEY, CHRIS E06	FRITZ, ERIK Q09	MARTINDALE SR, GARY L08	SEVERSON, ERIC F03
BRANDT, MARTINN13	GANNON, TIMK13	MARTINDALE, JIMT05	SHARPE, RYAN A01
BRANSFIELD, ROB I01	GATRILL, RHIDIAN T03	MAUMASI, MAREKOJ01	SHKLYAR, DMITRY G05
BRAY, ESEL P10	GEDLICK, JAMESU11	MCKINZIE, STEVE C05	SILKWOOD, WALTER L15
BRENNAN, SCOTT P05	GENTRY, DAVE A08	MICKE-HAYDEN, LORRAINE ..M06	SILVEY, MIKE J14
BRICE, MATTHEW R05	GIAMPIETRO, MATTN07	MILLER, PAUL L06	SORRELL, RICK S15
BROCKELMAN, KRAIG P02	GLESSER, ERIC F01	MOORE, CHESTER K14	SPATH, BRIANS06
BROWN, BERRETP13	GODDARD, STEVEN10	MOORE, LYNNO13	STEPHENS, CLAYQ07
BUCHANAN, ZACI03	GOETTIG, JERRY D03	MOORE, SCOTTJ02	STOCKHAM, NICOLE L12
BUCKNER, TOM M12	GOLDEN, ROBERT M13	MORGAN, CHUCK U14	STUCKY, DAN C01
BURKE, BILL K11	GRANQUIST, RONF04	MORGAN, CONNIEU14	SWEDER, SCOTT F16
BURTSCHER, ROBERT J12	GREENOUGH, STEVE A14	MORGAN, CRAIGM01	TAUTGES, TOM F06
CACITTI, JACK O09	GRIFFIN, GARYD04	MORGAN, GALE G10	TEMPLE, MIKE H13
CALAVAN, JEFFP12	GROH, SANTOS L11	MORGAN, HANNAH M02	TENDICK, BEN I12
CAMPAGNA, CHARLIEU02	HADDOCK, ELAINE X21	MORRIS, GLEN R08	TERADO, FERDINAND ...X15
CAPPS, DENNY F12	HAINES, PAUL P07	MORRIS, TOML14	THOMPSON, LEON K10
CARTER, MURRAYR01	HANES, JEFFN15	MORRISON, SEAN P04	THORNBURG, BOB P08
CARTWRIGHT, JEFF S01	HANHAM, DON C02	MOSSEFIN, DALE M10	TODD, BLAIR S07
CHICARILLI, ROCCO J15	HANSON, GORDON.....Q14	MOYER, TIMOTHY M14	TOLLEFSON, RON S05
CHRISTENSEN, BRYAN H01	HARBERT, TIMOTHY K05	MURISON, JEFFS04	TRICHIA, ARLEE G15
CLARK, MICHAELR09	HAY, DARI05	MYERS, WAYNE O11	TRIPP, KURT C06
CLARK, NATHAN M08	HILL, JOSHUA Q01	NGUYEN, TRYSTAN G03	TURFA, JOE I07
CLARK, TOMMY N01	HIXON, WAYNEC04	NICHOLS, AARON B12	VANLEY, PETE R04
CLAUSSEN, BILL C10	HOSKINS, HOWARD L04	NIESS, DAVID K15	VANWEY, TRAVISN03
CLEARY, TOM C15	HOUSE, CAMERONF09	NORTON, LARRYO14	VEENKER, RANDALK03
COCHRAN, MICHAELF07	IRVIN, BILL T06	O'DONNELL, M. SHAWN T14	VELLEKAMP, MIKE Y03
COCHRANE, HOUSTONE11	JOHNSON, BARRYU03	O'MALLEY, DANIELK12	VINCENT, DALE O10
COPE, DANNYH05	JOHNSON, HERB F14	OLIVER, DEAND16	VOLLSTEDT, SCOTT N05
CUNNINGHAM, GRANTI04	JOHNSON, RAY O07	OSBORNE, JOSH Q05	WAFFORD, CHARLIE C09
DAVIES, KENNETHE03	JOHNSON, ROGERT15	OSTROM, MASON K07	WAGES, BRYANB10
DAVIS, EDWARDJ04	JOHNSTON, MIKE G04	PENNY, CURTD05	WAGNER, RICK T01
DAVIS, JOHNE01	JORDAN, JIM A15	PHILLIPS, KURT R13	WALUSIAK, LEVI P01
DAVIS, LARRY D08	JUNG, DAVID M03	PITBLADO, JIM R02	WARREN, AL H09
DAVIS, PAULL03	KAM, DAVID R14	PLASS, GREG U04	WELLS, JIM E12
DAY, DENNISD12	KARDOS, ATTILA O08	PRIEST, JOHN L01	WHITE, LOUIE F13
DE WET, KOBUS D01	KELLEY, GARYK01	PULIS, JAMESB01	WRIGHT, GARYB07
DEKORTE, GARYQ03	KEYES, GEOFF M09	PYSHER, SCOTT F05	ZALESKY, MARK N02
	KNOWLES, ROGERM16	QEDAN, MOHAMMED P14	

OKCA Free Classified Ads

Free classified ads will run up to three issues and then be dropped. Available only to paid members. Write your ad on anything you have handy and email or snail mail to the OKCA PO Box 2091 Eugene OR 97402. The number and size of ads submitted by a single member will be accepted, or excepted, depending on available space.

Downsizing two shops. Tools, leg vises, goodies of all kinds, some blanked blades. Some steampunk stuff. Gene Martin. bladesmith@customknife.com

After Covid, Sally has come up with some new and unique mosaic pin designs. That includes 1/4", 3/16" and 1/8" stars. sally@customknife.com

Custom Handmade Knives Made to your request!
Repairs, Sharpening & Restoration - professional services using top quality and exotic materials;
(714)872-2141
<http://www.KellyLaneKnives.com>

For Sale: Collection of Bronze Knives. Eight (8) pieces that include five (5) bronze daggers, a bronze Roman spear point, a Roman bronze friction folder and a bronze war axe head. These were featured in the April 2022 issue of the Newsletter. I will throw in a bronze bracelet and some bronze Roman coins. \$2,500.00 for all. I also have a meteorite blade from Indonesia and a very early steel sword blade from England. Contact Dan @ Westlind@wwestsky.net

WANTED to buy: American made Bowie and dirk knives from the Civil War and earlier, plus fancy California knives and push daggers. Mark Zalesky
(865)310-0576 (leave msg) or email knifepub@gmail.com

For Sale - Vintage and other knives and axes for sale on eBay under MAYERI BOUTIQUE. Carbon steel, German and Japanese knives and more. Becky Pierce.

For Sale - JIMMY LILE FOLDER with button lock (tight), engraving and scrimshaw. Good condition but not collector grade perfect. Still, it's a Lile knife. On consignment in my store for \$4800 OBO. Can also be seen at the Rickreall Gun Dec 9th & 10th or the Eugene Gun & knife show Dec 15 & 16th, and on Ebay. Call David at 503-234-8898 or swordrep3208@gmail.com

Knife Books for sale as a lot: 28 books, Much less than recent retail!
Please send me email for the complete list to patgeehan@gmail.com

Randall Made Knives: Buy, sell or trade. Also many custom knives for sale or trade. Visit www.nifeboy.com or email jim@nifeboy.com or (209)295-5568.

For Sale - Mint Randall 50 year commemorative #257 - Call Jim (562)716-9857 or email jpitt306@earthlink.net.

Wanted:: Remington scout/utility knife with pioneer boys or highlander boy's shield or heroism shield. Email jpitt306@earthlink.net or phone Jim (562)716-9857.

Buying OKCA Club Knives for my personal collection. I am also interested in Wayne Goddard, Ron Lake, Lonewolf (Pre Benchmade), and Spyderco Kopa knives.

Call or email Jordan (310)386-4928 - jl321@aol.com

Knives For Sale: Antique, custom & factory, pocketknives, folders, fixed blades, dirks, daggers, bowies, military, Indian, frontier, primitive & ethnic.
Other collectibles also. Current colored catalog - FREE. Northwest Knives & Collectibles (503)362-9045 Anytime.

Mosaic pins and lanyard tubes by Sally. See at www.customknife.com sally@customknife.com. (541)846-6755.

Blades and knifemaker supplies. All blades are ground by Gene Martin. I also do custom grinding. See at www.customknife.com, contact Gene at bladesmith@customknife.com (541)846-6755.

WANTED: T. M. Dowell integral hunting knife, new or used. Call Ed at 503-842-4470 or eforam@centurylink.net.

Useful reference books on blades. Collectible knives, custom knives and knifemaking, military knives, swords, tools, and anything else that has an edge. Email for a list. Quality Blade Books C/O Rick Wagner P O Box 41854 Eugene OR 97404 (541)688-6899 wagner1938@yahoo.com.

J.A. Henckels Vintage Knife Collection available for viewing at jahenckelscollection.com. Bruce Owens buker@charter.net.

The views and opinions implied or expressed herein by authors and advertisers are not necessarily those of the Oregon Knife Collectors Association, its editors, or its officers; and no responsibility for such views will be assumed. The OKCA, its officers and its editors assume no responsibility for claims of advertisers for the quality of goods and services the advertiser provides. The act of mailing or delivering a manuscript or advertisement shall constitute an express warranty on the part of the contributor that the material is original and in no way an infringement upon the rights of others. The act of mailing or delivering a letter or question to the editor shall constitute permission to publish the letter or portion thereof unless the Oregon Knife Collectors Association is informed otherwise in that letter. This Newsletter is devoted to the general interest of the knife community and does not include personal information such as births, deaths and illness. We also strive to use only material that is directed to the world of cut. Our charter mandates that our mailing list of the membership cannot be sold or used by other than the Oregon Knife Collectors Association.

Board of Directors & Club Contact Information

Ray Ellingsen - President
Steve Goddard - Vice President
Susan Goddard - Sec/Tres.
Joshua Hill - Master at Arms
Lisa Wages - Show Chair
Grace Mikolyski - Interim Publicity
Craig Morgan - CEO

Club Photographer - George Filgate
Email: info@oregonknifecollectors.com
Phone: (541) 972-3393
Letters to:
OKCA P.O. Box 2091 Eugene, OR 97402
Packages to:
OKCA 3003 W 11 Ave PMB 172 Eugene, OR 97402
Website: <http://www.oregonknifecollectors.com/>

Newsletter & Layout - Grace Mikolyski

© 2024 Oregon Knife Collectors Association.
No part of this Newsletter may be reproduced without permission of the OKCA.

Printing by
instaprint
909 Garfield
Eugene, OR 97402
Phone (541)686-8591